

## **Appendix A.16.1**

### **Galway Racecourse Stable Yard Architectural Details**

## A.16.1

---



COADY  
ARCHITECTS

**GALWAY RACECOURSE  
STABLEYARD**

DESIGN REPORT

*for*

Planning Application

April 2018 Job ref: 2324

**CONTENTS**

1. Introduction
2. Site Description and Context
3. Site Restrictions
4. Permanent Stableyard
  - 4.1 Layout & Design
  - 4.2 Materials & Finishes
5. Temporary Stableyard
6. Conclusion
7. References

**APPENDICES**

- A. Schedule of Areas and Services
  - A i) Permanent Stableyard
  - A ii) Temporary Stableyard
- B. A3 Drawing Set



## **Stableyard Project Design Report**

Project: **Galway Racecourse Stableyard**

Job Ref: **2324**

Date: **April 2018**

---

### **1.0 Introduction**

This Design Report has been prepared to accompany the enclosed drawings as part of a Planning Application for the construction of a new Permanent Stableyard for Galway Racecourse Stableyard, Ballybrit, Galway.

The Report describes the provision of a new Permanent Stableyard and Horsebox parking, relocated and reconfigured from their existing location in order to accommodate the proposed N6 Galway City Ring Road (GCRR) and associated road layout works in the vicinity of Galway Racecourse (GR). These works include the proposed N6 GCRR tunnel, which is proposed to cross the northeast corner of GR lands underneath the existing Stableyard location.

The Report also briefly describes the provision of a Temporary Stableyard, proposed to accommodate the stables and associated buildings for the duration of the phased construction of the proposed N6 GCRR tunnel and associated works affecting the proposed Permanent Stableyard site.

The following is a brief summary schedule of accommodation provided by the proposed Stableyards:

- 158 No. Stables
- Turf Club Vet Boxes
- Turf Club Security Offices
- Racecourse Vet Boxes
- Racecourse Security Offices
- Groom's Canteen and Toilets
- Bedding Stores
- Covered Machinery Area\*
- Maintenance Shed
- Horsebox Loading Bays
- Horsebox Parking
- Horse wash-down

\*Permanent Stableyard Only

**2.0 Site Description & Context**

The site for the Permanent Stableyard is located at the northeast corner of Galway Racecourse and measures approximately 1.9 ha. It is bounded to the north, east and west by a proposed access road forming part of the proposal for the new N6 GCRR (Figure 1).

The N6 GCRR tunnel is proposed to pass underneath the site, which currently houses the existing Stableyard, comprising 165 stables, machinery and maintenance sheds, turf club vet boxes and security offices, groom’s canteen and horse wash-down facilities. Horsebox parking is located adjacent to the stableyard with access from Racecourse Road.

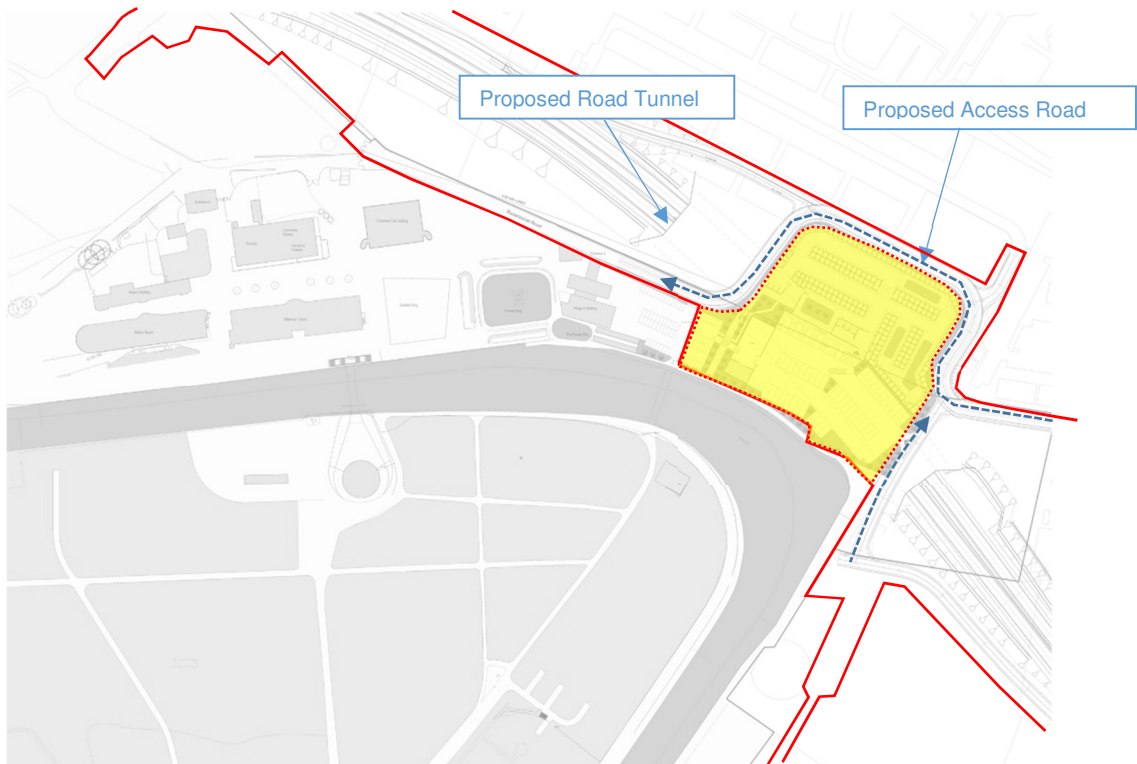


Figure 1 – Map Showing Proposed Road Layout

Proposed Boundary of N6 GCRR Development



Extent of proposed Permanent Stableyard Site



**3.0 Site Restrictions**

Due to the prohibition of locating structures within a 9.0m buffer zone over the tunnel, the area upon which structures can be located is isolated from the main racetrack. The site is loosely split into 2 zones - Horsebox parking which is located over the buffer zone and - the Stableyard itself, located to the north of the proposed tunnel. (Figure 2). Refer to Drawing No. GRS-COA-00-ZZ-DR-A-0501 for details.

Access points were determined as the above zones were defined (Figure 3). These points informed the proposed direction of flow across the site.

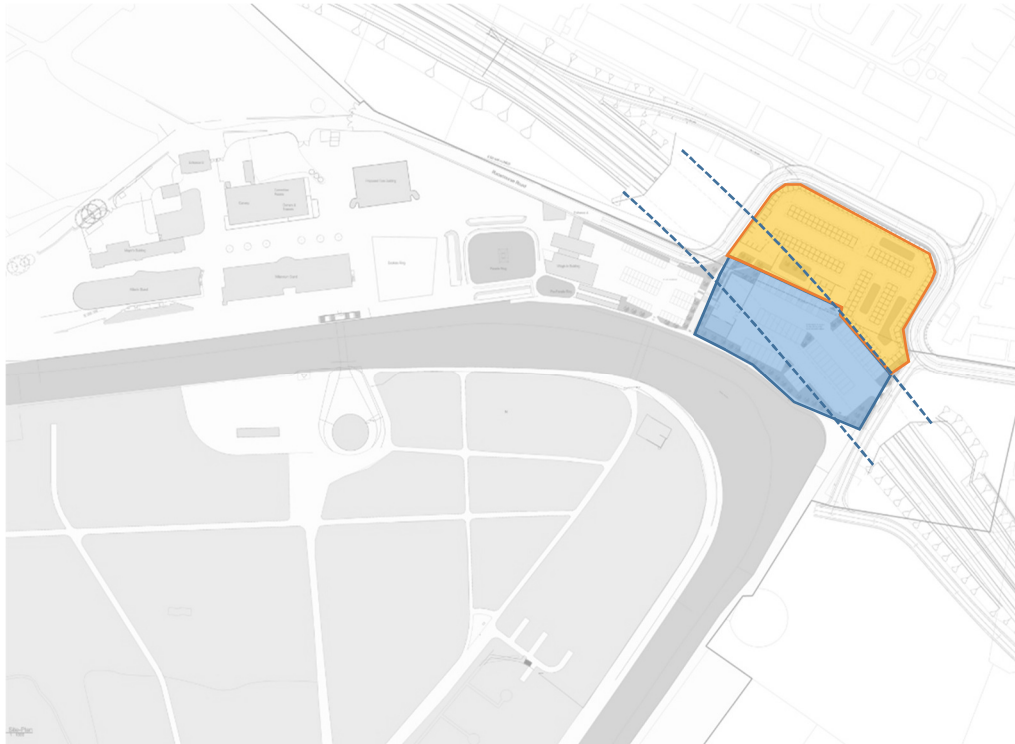


Figure 2 – Site Zones

Extent of 9.0m buffer over the tunnel -----

Stableyard

Horsebox Parking

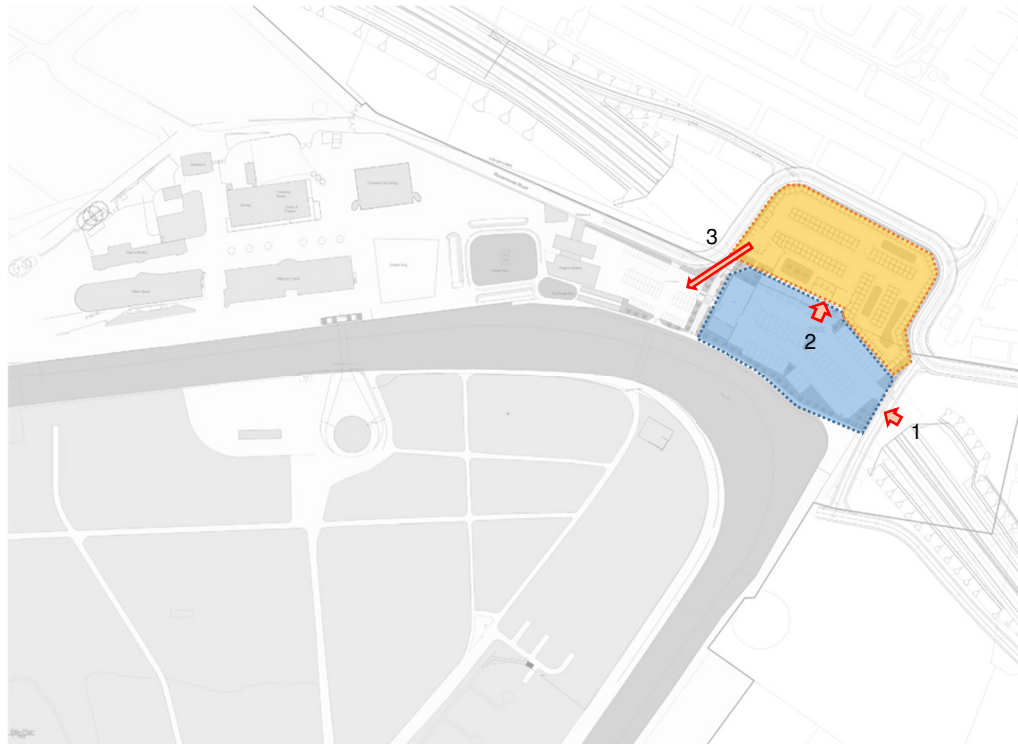


Figure 3 – Access Points

1 – Public Road – Horsebox Parking    2 – Horsebox Parking to Stableyard    3 – Stableyard to Track

**4.0 Permanent Stableyard**

**4.1 Layout & Design**

The layout of the Permanent Stableyard is configured to best meet the requirements of the schedule of accommodation and flow movements across the site both on and off race days, as well as provide for a safe and comfortable environment for the end user.

Buildings are grouped together in zones within the Stableyard that serve specific purposes related to both pre and post-race movement through the yard (Figure 4). Refer to Drawing Nos. GRS-COA-00-ZZ-DR-A-0502 and 0511 for details.



Figure 4 – Proposed Permanent Stableyard Site Layout

The following is a synopsis of the schedule of accommodation included as Appendix A i):

- 158 No. Stables
- Covered Machinery Area
- Maintenance Shed
- Turf Club Office & Treatment Boxes
- Turf Club Security Offices
- Racecourse Vet Office & Treatment Boxes
- Racecourse Security Offices
- Grooms Canteen & Toilets
- Bedding Stores

The propose typology of the Stableyard is that of a secure, walled enclosure, with the buildings within the yard protected by a robust perimeter wall (Figure 5).

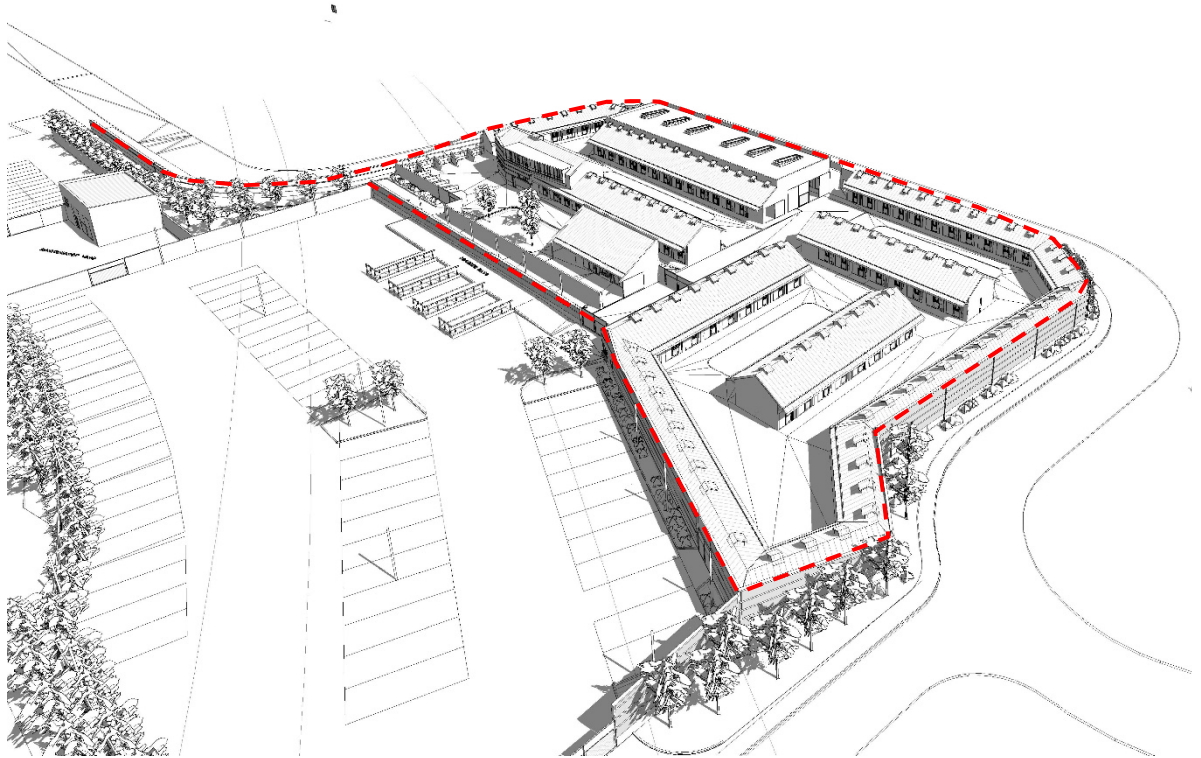


Figure 5 – Proposed Aerial View from the West

Walled Enclosure - - - - -




**4.2 Materials & Finishes**

**External elevations to the road –**

External elevations to the road are proposed to consist of precast concrete banding and dry-stone wall infill, with openings of timber and galvanised steel infill. Materials are chosen as being synonymous with the local and broader hinterland of Galway. A landscaped buffer zone serves to soften the appearance of the perimeter wall and provide opportunity for landscaping to develop over time along the racecourse road. Refer to Drawing No. GRS-COA-00-ZZ-DR-A-0513 for details.



A.



B.



C.



D.

- A. Concrete banding with dry stone infill
- B. Dry stone infill detail
- C. Permanent landscaped border
- D. Timber and galvanised steel framed gate detail

**Internal elevations within the yard –**

Within the yard, a limited and robust palette of materials is necessary in order to facilitate the requirements of designing for horses. The buildings within the yard are protected by the perimeter wall and use it as a structural 'lean-to' support. The design prioritises shelter - from overhangs; freedom of circulation – level access across the yard; and the overall comfort and safety of the horses – minimal wall projections, sliding gates and doors, natural ventilation. Materials proposed include smooth finished precast concrete, standing seam metal roofing and stable doors of steel and recycled plastic. Refer to Drawing Nos. GRS-COA-00-ZZ-DR-A-0505 to 0507 for details.



E.



F.



G.



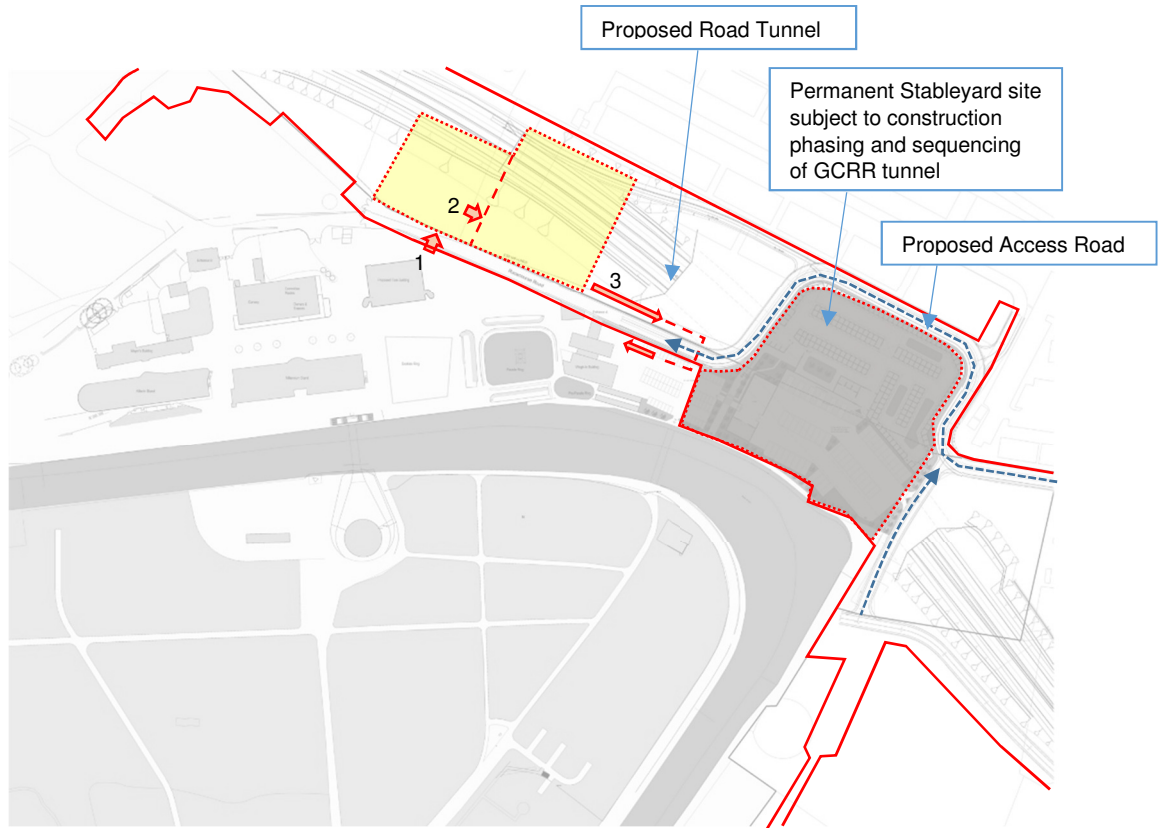
H.

- E. Stable building part elevation
- F. Smooth finished precast concrete detail
- G. Precedent image of roof and overhangs
- H. Recycled plastic and galvanised steel framed sliding stable door detail



**5.0 Temporary Stableyard**

In order to accommodate the construction of the N6 GCRR tunnel, a Temporary Stableyard is proposed to the northwest of the existing site for the duration of the phased construction of the proposed N6 GCRR tunnel and associated works affecting the proposed Permanent Stableyard site (Figure 6). Refer to Drawing No. GRS-COA-00-ZZ-DR-A-0531 for details.



*Figure 6 – Map Showing Proposed Temporary Stableyard Location*

Proposed Boundary of N6 GCRR Development



Extent of proposed Temporary Stableyard Site



Access Points

1 – Public Road – Temporary Horsebox Parking

2 – Temporary Horsebox Parking to Stableyard

3 – Temporary Stableyard to Track

## 5.1 Temporary Stableyard - Layout

The layout of the Temporary Stableyard is configured in a functional manner to again meet the requirements of the schedule of accommodation and flow movements across the site both on and off race days (Figure 7).

Buildings are aligned perpendicular to the Racecourse road and parallel to the slope to best accommodate ease of circulation, safety of the horses and drainage across the site. Refer to Drawing Nos. GRS-COA-00-ZZ-DR-A-0522 and 0531 for details.



Figure 7 – Proposed Temporary Stableyard Site Plan

The following is a synopsis of the schedules of accommodation included as Appendix A ii):

- 158 No. Stables
- Turf Club Office & Treatment Boxes
- Turf Club Security Offices
- Racecourse Vet Office & Treatment Boxes
- Racecourse Security Offices

## **5.2 Temporary Stableyard - Materials & Finishes**

### **External elevations to the road –**

In keeping with the functional and security requirements of the Temporary Stableyard, elevations to the road are proposed to be sand cement rendered concrete wall, with timber and galvanised steel framed gates. Refer to Drawing No. GRS-COA-00-ZZ-DR-A-0533 for details.

### **Internal elevations within the yard –**

Given the temporary nature of this yard, the majority of structures proposed, including the majority of stables, are to be prefabricated off site. Materials proposed include timber cladding to prefabricated stables, smooth finished precast concrete to vet areas, standing seam metal roofing and sliding stable doors of steel and recycled plastic, and standard prefab welfare cabins for grooms and security personnel. Refer to Drawing No. GRS-COA-00-ZZ-DR-A-0525 and 0526 for details.

## 6.0 Conclusion

The proposed Permanent Stableyard is designed to best accommodate current and future accommodation and maintenance requirements of GR, both on and off race days, with prioritised emphasis on the comfort and safety of end users – both horses and personnel alike. It is seen as a positive addition to the collection of buildings within the racecourse complex and will provide an assured contribution to the future of Galway Racecourse.

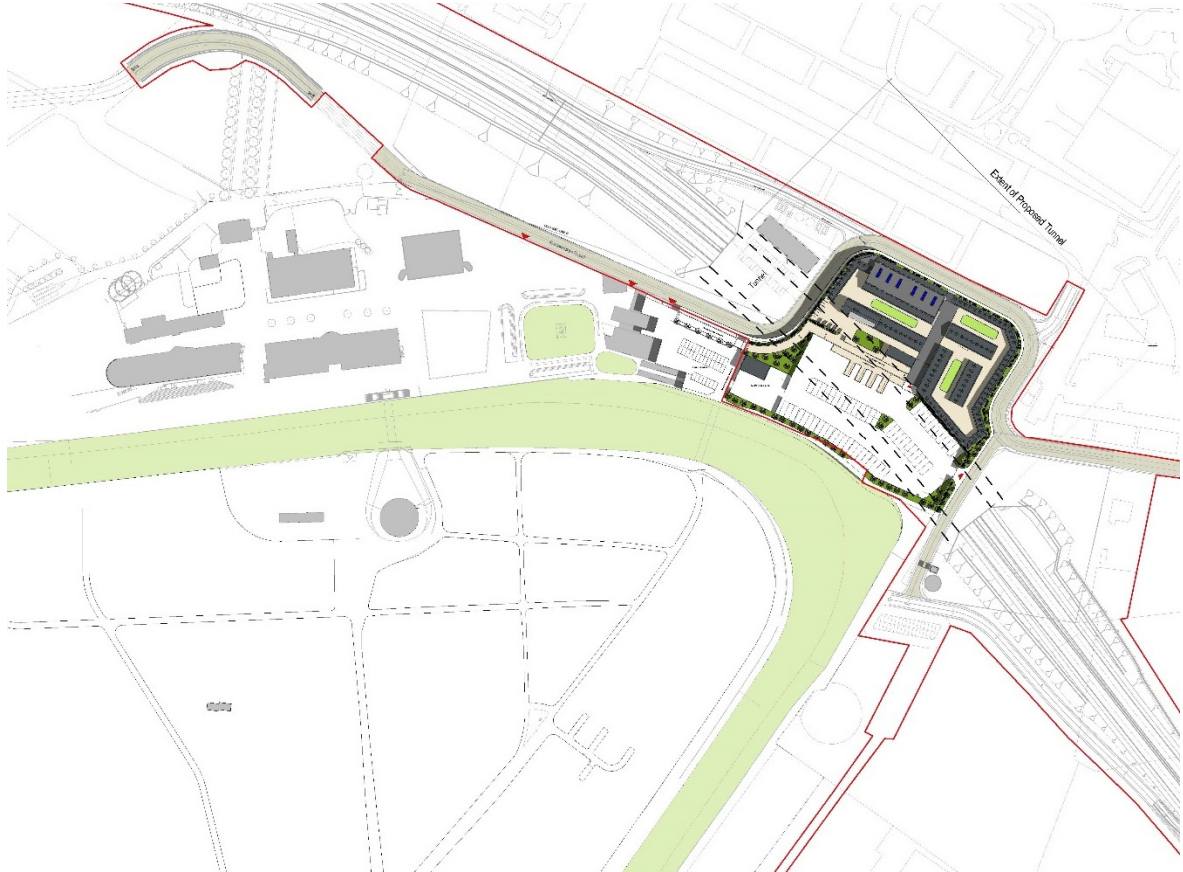


Figure 8 – Proposed Permanent Stableyard Plan in overall Site Context

**7.0 References**

- BHA General Instructions - Official Racecourse Stables and Horsebox Park – British Horseracing Authority, *April 2017*
- Building Stables for Horses – Teagasc, *February 2009*

## **APPENDIX A**

Schedule of Areas and Services

**APPENDIX A i)**

Permanent Stableyard : Schedule of Areas and Services



Permanent Stables - Schedule of Areas and Services													
Project: Galway Racecourse Stableyard													
Job ref: 2324													
Date: 09th February 2018													
Revision: P-													
Room No.	Room Name	Areas			Services per Room								
		Area (m <sup>2</sup> )	Quantity	Total Area (m <sup>2</sup> )	Electrical Outlets Twin Socket	Lighting	Data Points	Phone Points	TV / CCTV	Water	Heating	Ventilation	
	Typical Stable	11.5	158	1,817.00		1 x Single External Outlet	1 x Internal 1 x External Switch	-	-	-	-	-	Natural
	Machinery Area	550	1	550.00		4 x External	-	-	-	-	2 x CW	-	Natural
	Maintenance Shed												
	Shed Space	120	1	120.00		4 X External Type	Internal External	-	-	-	1 x CW	-	Natural
	Drying Room	25	1	25.00		2	Internal	-	-	-	-	Yes	Natural
	Toilets	12.5	1	12.50		-	Internal	-	-	-	CW/HW	Yes	Natural
	Kitchenette	25	1	25.00		4	Internal	-	1	Yes	CW/HW	Yes	Natural
	Office	12.5	1	12.50		4	Internal	2	2	Yes	-	Yes	Natural
	Turf Club Vet Office	21	1	21.00		4	1 x Internal 1 x External Switch	2	2	Yes	CW/HW	Yes	Natural
	Typical Turf Club Treatment Box	25	2	50.00		-	Internal - High / Low Level External	-	-	-	-	-	Natural
	Turf Club Yard	120	1			1 x External	-	-	-	-	CW	-	-
	RC Vet Office	14.5	1	14.50		4	1 x Internal 1 x External Switch	2	2	Yes	CW/HW	Yes	Natural
	Typical RC Vet Treatment Box	22.5	2	45.00		-	Internal - High / Low Level External	-	-	-	-	-	Natural
	Turf Club Security Office	18	1	18.00		4	1 x Internal 1 x External	2	2	Yes	CW/HW	Yes	Natural
	RC Security Office	18	1	18.00		4	1 x Internal 1 x External	2	2	Yes	CW/HW	Yes	Natural
	RC Sleeping Accommodation	24	1	24.00		3	1 x Internal 1 x External	2	1	Yes	-	Yes	Natural
	- En-suite	4	1	4.00		-	Internal	-	-	-	CW/HW	Yes	Natural
	Bedding Stores	24	2	48.00		-	Internal	-	-	-	-	-	Natural
	Stores	60	1	60.00		1 X External Type	Internal	-	-	-	-	-	Natural
	Grooms Pavilion												
	Male Shower / Toilets	35	1	35.00		-	Internal	-	-	-	CW/HW	Yes	Mechanical
	Female Shower / Toilets	30	1	30.00		-	Internal	-	-	-	CW/HW	Yes	Mechanical
	Cleaner's Store	6	1	6.00		-	Internal	-	-	-	CW/HW	Yes	Natural
	Kitchen	25	1	25.00		10	Internal	2	1	-	CW/HW	Yes	Mechanical
	Canteen	140	1	140.00		10	Internal	4	1	Yes	CW/HW	Yes	Natural

**APPENDIX A ii)**

Temporary Stableyard : Schedule of Areas and Services

Temporary Stables - Schedule of Area and Services													
Project: Galway Racecourse Stableyard													
Job ref: 2398													
Date: 20th March 2018													
Revision: P-													
Room No.	Room Name	Areas			Services per Room								
		Area (m <sup>2</sup> )	Quantity	Total Area (m <sup>2</sup> )	Electrical Outlets Twin Socket	Lighting	Data Points	Phone Points	TV / CCTV	Water	Heating	Ventilation	
	Typical Stable	11.5	158	1,817.00	0.5 x Single External Outlet	1 x Internal 1 x External Switch	-	-	-	-	-	-	Natural
	<b>Maintenance Shed - As Permanent</b>												
	Shed Space	120	1	120.00	2 X External Type	Internal External	-	-	-	1 x CW	-	-	Natural
	Drying Room	25	1	25.00	2	Internal	-	-	-	-	Yes	-	Natural
	Toilets	12.5	1	12.50	-	Internal	-	-	-	CW/HW	Yes	-	Natural
	Kitchenette	25	1	25.00	4	Internal	-	1	Yes	CW/HW	Yes	-	Natural
	Office	12.5	1	12.50	4	Internal	2	2	Yes	-	Yes	-	Natural
	<b>Turf Club Vet Office</b>	21	1	21.00	4	1 x Internal 1 x External Switch	2	2	Yes	CW/HW	Yes	-	Natural
	<b>Typical Turf Club Treatment Box</b>	25	2	50.00	-	Internal - High / Low Level External	-	-	-	-	-	-	Natural
	<b>Turf Club Yard</b>	120	1		1 x External	-	-	-	-	CW	-	-	-
	<b>RC Vet Office</b>	14.5	1	14.50	4	1 x Internal 1 x External Switch	2	2	Yes	CW/HW	Yes	-	Natural
	<b>Typical RC Vet Treatment Box</b>	22.5	2	45.00	-	Internal - High / Low Level External	-	-	-	-	-	-	Natural
	<b>Turf Club Security Office Prefab</b>	18	1	18.00	4	1 x Internal 1 x External	2	2	Yes	CW/HW	Yes	-	Natural
	<b>RC Security Office Prefab</b>	18	1	18.00	4	1 x Internal 1 x External	2	2	Yes	CW/HW	Yes	-	Natural
	<b>RC Sleeping Accommodation Prefab</b>	18	1	18.00	3	1 x Internal 1 x External	2	1	Yes	-	Yes	-	Natural
	- En-suite	4	1	4.00	-	Internal	-	-	-	CW/HW	Yes	-	Natural
	<b>Bedding Stores</b>	24	2	48.00	-	Internal	-	-	-	-	-	-	Natural
	<b>Grooms Welfare Facilities</b>												
	Male Toilets Prefab	18	1	18.00	-	Internal	-	-	-	CW/HW	Yes	-	Mechanical
	Male Shower Prefab	18	1	18.00	-	Internal	-	-	-	CW/HW	Yes	-	Mechanical
	Female Toilets Prefab	18	1	18.00	-	Internal	-	-	-	CW/HW	Yes	-	Mechanical
	Female Shower Prefab	18	1	18.00	-	Internal	-	-	-	CW/HW	Yes	-	Mechanical
	Kitchen/ Canteen Prefab	60	1	60.00	10	Internal	6	2	Yes	CW/HW	Yes	-	Mechanical

## **APPENDIX B**

A3 Drawings

**Project Document Register**

PROJECT:  
Galway Racecourse Stableyard  
JOB NO.:  
2324 / 2398



CLIENT: Galway Racecourse SITE: Galway Racecourse, Ballybrit, Galway, H91 V654	Issue Date	Day:	21	10	31	02	04													
		Month:	07	10	10	02	04													
		Year:	17	17	17	18	18													
		Issued By:	JH	SM	SM	SM	SM													

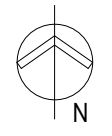
Distribution	Company Name																		
Galway Racecourse			1	1	1	/	/												
Quantity Surveyor																			
Services Consultant																			
Structural Engineer						/	/												
PSDP (Project Supervisor Design P																			
Landscape Consultant																			
Fire Consultant																			
Planning Consultant																			
Local Authority																			
Main Contractor																			

E = Email P = Paper R = Reduced Set D = Disk W = Web Based Project System	E	E	E	E	E														
Suitability Status : Code - Description																			
S0 = WIP, S1 = For Co-ordination, S2 = For Information, S3 = For Review & Comment, S4 = For Stage Approval																			
D1 = For Costing, D2 = For Tender, A1 = For Contract, A2 = For Construction	S2	S2	S2	S3	S4														

Drawing/ Document Name	Latest Rev.	Scale	Size																
<b>Project Code - Originator - Volume - Level - Type - Role - Number (Refer: BS 1192:2007+A2:2016)</b>																			
<b>0500 - Planning Approval</b>																			
GRS-COA-00-ZZ-DR-A-0501	Proposed Overall Course Layout	1	1:2000	A1				/	1										
GRS-COA-00-ZZ-DR-A-0502	Proposed Site Layout Plan	1	1:500	A1				/	1										
GRS-COA-00-ZZ-DR-A-0505	Proposed Site Sections 1	1	1:200	A1				/	1										
GRS-COA-00-ZZ-DR-A-0506	Proposed Site Sections 2	1	1:200	A1				/	1										
GRS-COA-00-ZZ-DR-A-0507	Proposed Site Sections 3	1	1:200	A1				/	1										
GRS-COA-00-ZZ-DR-A-0511	Proposed Ground & First Floor Plans	1	1:200	A1				/	1										
GRS-COA-00-ZZ-DR-A-0512	Proposed Roof Plan	1	1:200	A1				/	1										
GRS-COA-00-ZZ-DR-A-0513	Proposed Elevations	1	1:200	A1				/	1										
GRS-COA-00-ZZ-DR-A-0516	Maintenance Shed - Proposed Plans, Sections & Elevations	1	1:200	A1				/	1										
GRS-COA-00-ZZ-DR-A-0517	Groom's Pavilion - Proposed Plans, Sections & Elevations	1	1:200	A1				/	1										
GRS-COA-00-ZZ-DR-A-0521	Temporary Stables - Proposed Overall Site Layout	1	1:2000	A1				/	1										
GRS-COA-00-ZZ-DR-A-0522	Temporary Stables - Proposed Site Layout Plan	1	1:500	A1				/	1										
GRS-COA-00-ZZ-DR-A-0525	Temporary Stables - Proposed Site Sections 1	1	1:200	A1				/	1										
GRS-COA-00-ZZ-DR-A-0526	Temporary Stables - Proposed Site Sections 2	1	1:200	A1				/	1										
GRS-COA-00-ZZ-DR-A-0531	Temporary Stables - Proposed Ground Floor Plan	1	1:200	A1				/	1										
GRS-COA-00-ZZ-DR-A-0533	Temporary Stables - Proposed Elevations	1	1:200	A1				/	1										
GRS-COA-00-ZZ-DR-A-3001	Room Layout - Typical Stable	1	1:50	A1				/	1										
GRS-COA-00-ZZ-DR-A-3002	Room Layout - Turf Club Vet Area	1	1:50	A1				/	1										
GRS-COA-00-ZZ-DR-A-3003	Room Layout - Racecourse Security & Accommodation	1	1:50	A1				/	1										
GRS-COA-00-ZZ-DR-A-3004	Room Layout - Turf Club Security	1	1:50	A1				/	1										
GRS-COA-00-ZZ-DR-A-3005	Room Layout - Washdown Area	1	1:50	A1				/	1										
<b>Planning Applications Documents</b>																			
	Architects Design Report																		1
<b>Count</b>		61	58	58	5	1	2	21	22	0	0	0	0	0	0	0	0	0	0

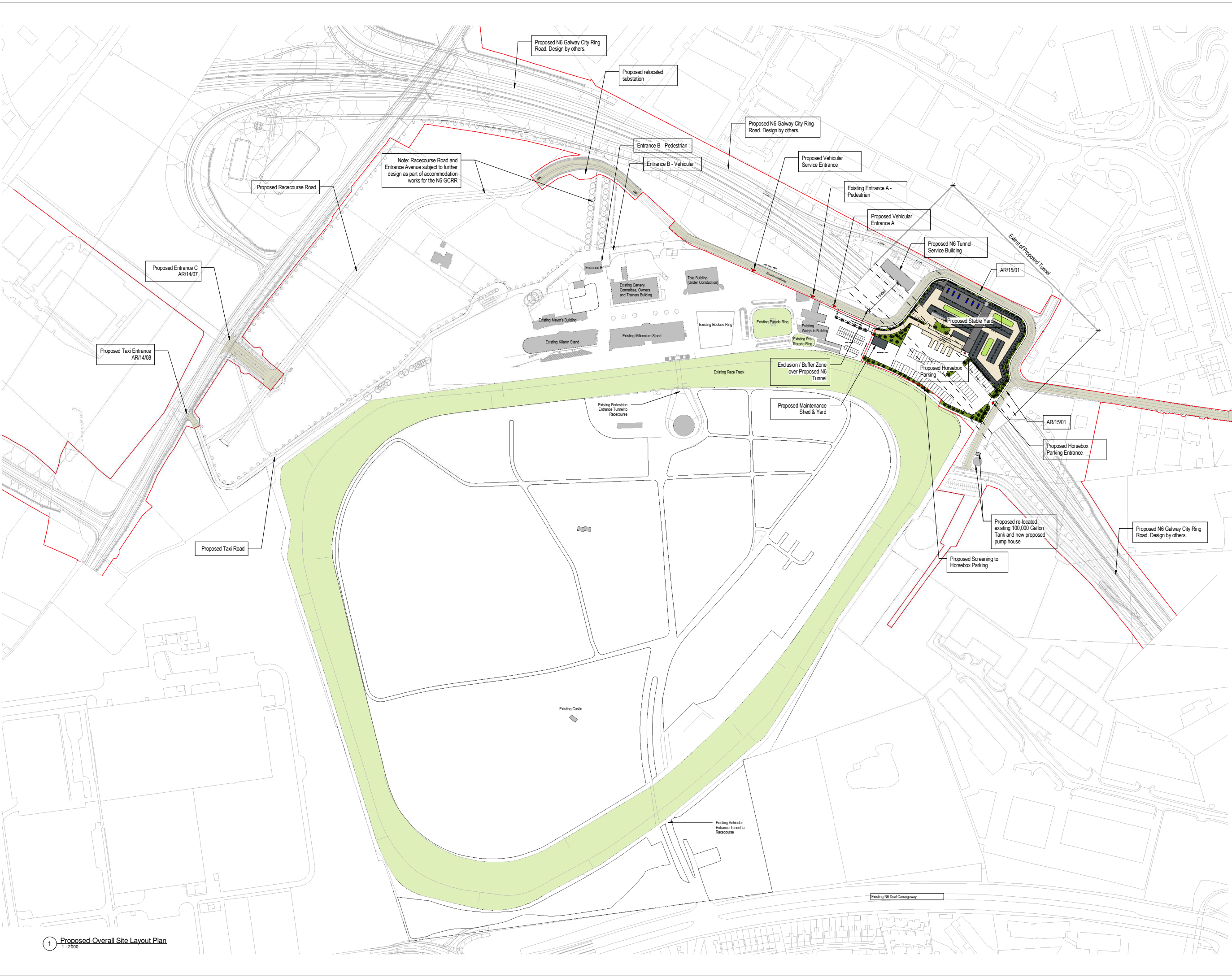
ELECTRONIC AND MAGNETIC TRANSMISSIONS. Please be advised that every effort has been made to ensure that the data vector information configured and created with our software and electronically transmitted to you is complete and correct at the time of issue. To this end a DWF file or hard /paper copy is enclosed with this file to illustrate how the vector information should appear with relevant information turned on and all reference files present. Please revert to Coady Architects for clarification if required. This vector information was prepared for the purposes of drawing production and stated dimensions should only be relied upon. The copyright of the vector drawing information supplied remains with Coady Architects and we cannot accept any liability for any loss or damage arising out of, or in connection with the use or misuse this information.

Notes:  
 Do not scale from this drawing.  
 Use figured dimensions only.  
 All errors and omissions to be reported to the Architect.  
 This drawing to be read in conjunction with relevant consultant's drawings.  
 All dimensions are in millimetres and all levels are in meters to match Datum unless otherwise noted.  
 Contractor Design responsibility  
 It is noted that there are many elements within the works that require contractor design, and will be subject to certification as part of BCAR - see Preliminary Inspection Plan for clarity on certification required.  
 © This drawing or design may not be reproduced without permission.



**Legend**

- N6 GCRR Proposed Road Development Boundary
- Exclusion / Buffer Zone over Proposed N6 Tunnel



Revisions:

Rev	Description	Date	By
1	Issued for Planning Application	2018-04-03	SM

Project:  
Galway Racecourse, Stableyard

Client:  
Galway Racecourse

Title:  
Proposed Overall Course Layout

Drawing / Document Name:  
2324 GRS-COA-00-ZZ-DR-A-0501

Suitability Status - Code - Description  
S4 - For Stage Approval

Scale @ A1 Drawn: Checked: Date:  
1 : 2000 Shane Meehan John Harrigan 02/02/2018

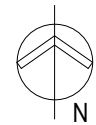
**COADY**  
ARCHITECTS

Mt Pleasant Business Ctr, Ranelagh, Dublin 6, D06 X7P8  
 4 Carleton House, Main St, Droimnora, Co. Galway, H91 1026  
 01 497 8766 | 091 78 8325 | admin@coady.ie | www.coady.ie

1 Proposed-Overall Site Layout Plan  
1 : 2000



Notes:  
 Do not scale from this drawing.  
 Use figured dimensions only.  
 All errors and omissions to be reported to the Architect.  
 This drawing to be read in conjunction with relevant consultant's drawings.  
 All dimensions are in millimetres and all levels are in meters to match Datum unless otherwise noted.  
 Contractor Design responsibility  
 It is noted that there are many elements within the works that require contractor design, and will be subject to certification as part of BCAR - see Preliminary Inspection Plan for clarity on certification required.  
 © This drawing or design may not be reproduced without permission.



**Legend**

**Boundary**

- N6 GCRR Proposed Road Development Boundary
- Exclusion / Buffer Zone over Proposed N6 Tunnel

**Proposed Levels**

- +53.00 m
- FGL Finished Ground Level
- FFL Finished Floor Level
- FPL Finished Parapet Level
- FRL Finished Ridge Level

**Proposed Surfaces**

- Wet Pour Rubberoid Surfaces to Specialist Design laid on Macadam base to Engineer's Design and Specification
- Macadam Surface to Engineer's Design and Specification
- Grassed Area to Landscape Specialist Design and Specification
- Landscaped/Planted Area to Landscape Specialist Design and Specification

**Notes:**

- Refer to ARUP Drainage Drawings for detail on below ground drainage and proposed finished external levels
- Refer to ARUP Lighting Drawing for proposed external lighting layouts

Revisions:

Rev	Description	Date	By
1	Issued for Planning Application	2018-04-03	SM

Project:  
Galway Racecourse, Stableyard

Client:  
Galway Racecourse

Title:  
Proposed Site Layout Plan

Drawing / Document Name:  
Project Number: 2324 GRS-COA-00-ZZ-DR-A-0502

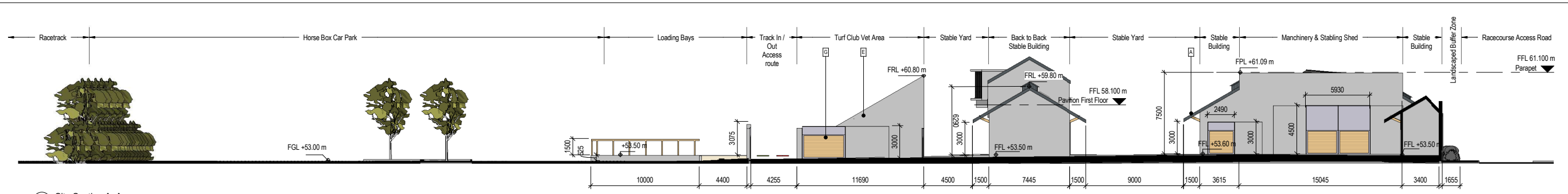
Suitability Status - Code - Description: S4 - For Stage Approval

Revision: P-1

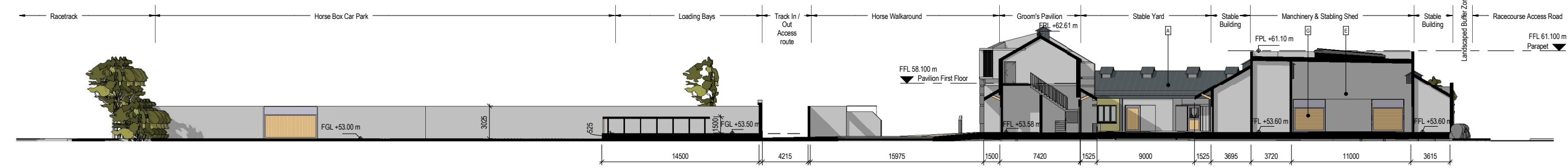
Scale @ A1 Drawn: As Indicated Drawn: Shane Meehan Checked: John Harrigan Date: 02/02/2018

**COADY ARCHITECTS**  
 M1 Pleasant Business Ctr, Ranelagh, Dublin 6, D06 X7P8  
 4 Carleton House, Main St, Drimnagh, Co. Galway, H91 1026  
 01 497 8766 | 01 78 8325 | admin@coady.ie | www.coady.ie

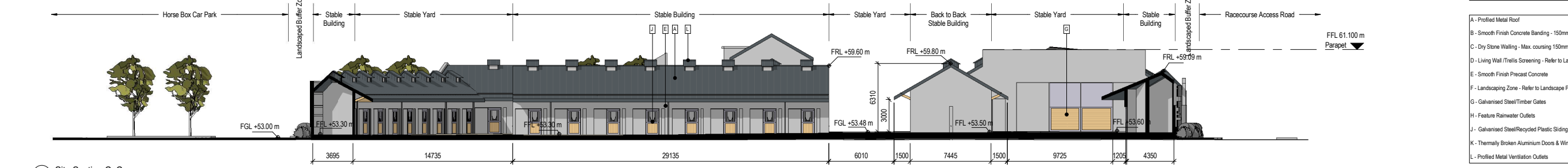




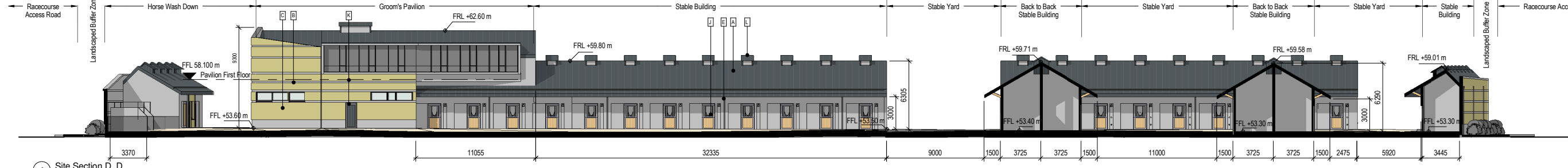
1 Site Section A A  
1:200



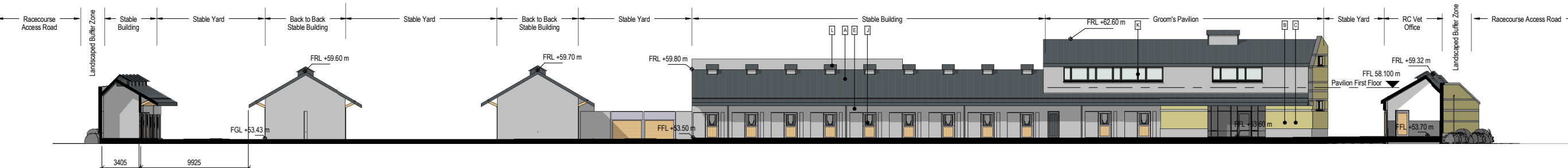
2 Site Section B B  
1:200



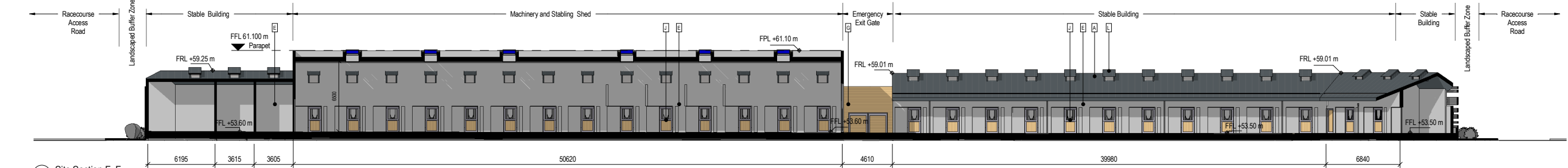
3 Site Section C C  
1:200



4 Site Section D D  
1:200

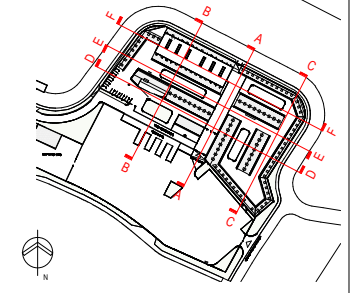


5 Site Section E E  
1:200



6 Site Section F F  
1:200

Notes:  
Do not scale from this drawing.  
Use figured dimensions only.  
All errors and omissions to be reported to the Architect.  
This drawing to be read in conjunction with relevant consultant's drawings.  
All dimensions are in millimetres and all levels are in meters to match Datum unless otherwise noted.  
Contractor Design responsibility  
It is noted that there are many elements within the works that require contractor design, and will be subject to certification as part of BCAR - see Preliminary Inspection Plan for clarity on certification required.  
© This drawing or design may not be reproduced without permission.



Key Plan-Permanent Sections 1

Materials	
A	Profiled Metal Roof
B	Smooth Finish Concrete Banding - 150mm deep
C	Dry Stone Walling - Max. coursing 150mm deep, Pale coloured Sandstone
D	Living Wall / Trellis Screening - Refer to Landscape Plans and Specification
E	Smooth Finish Precast Concrete
F	Landscaping Zone - Refer to Landscape Plans and Specification
G	Galvanised Steel/Timber Gates
H	Feature Rainwater Outlets
J	Galvanised Steel/Recycled Plastic Sliding Stable Doors
K	Thermally Broken Aluminium Doors & Windows
L	Profiled Metal Ventilation Outlets

Revisions:

1	Issued for Planning Application	2018-04-03	SM
Rev	Description	Date	By

Project:  
**Galway Racecourse, Stableyard**

Client:  
**Galway Racecourse**

Title:  
**Proposed Site Sections 1**

Drawing / Document Name:  
Project Number: **2324** GRS-COA-00-ZZ-DR-A-0505

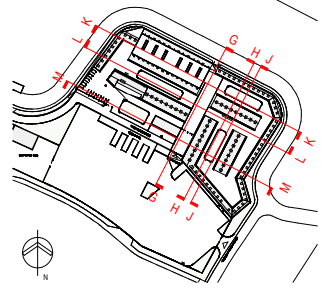
Suitability Status - Code - Description  
S4 - For Stage Approval **P-1**

Scale @ A1 Drawn: Checked: Date:  
As Indicated Shane Meehan John Harrigan 02/02/2018

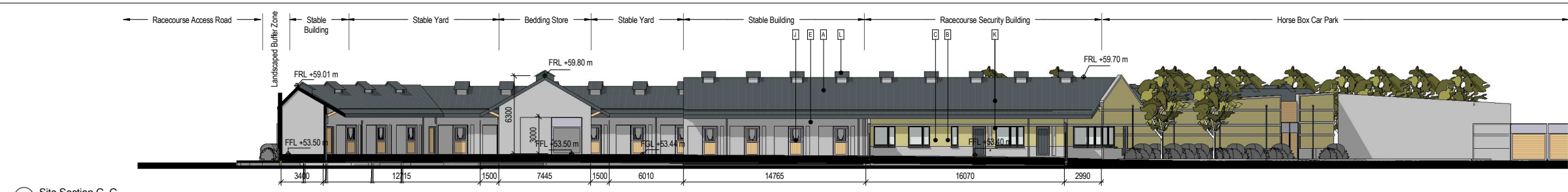
**COADY**  
ARCHITECTS

Mt Pleasant Business Ctr, Ranelagh, Dublin 6, D06 X7P8  
4 Carleton House, Main St, Drogheda, Co. Galway, H91 1026  
01 437 8766 | 01 78 8325 | admin@coady.ie | www.coady.ie

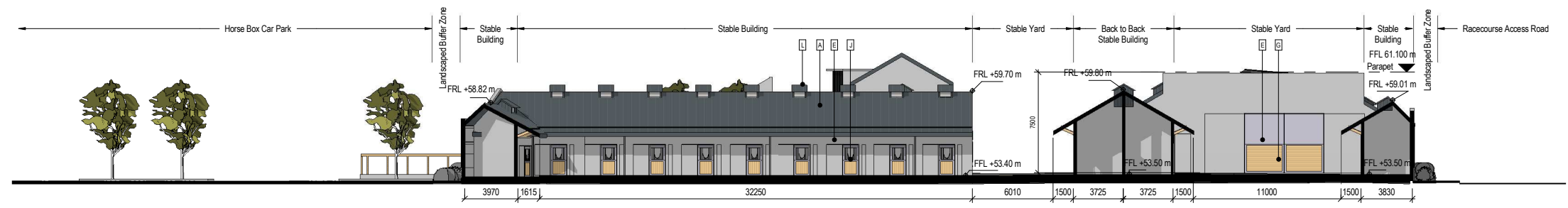
Notes:  
 Do not scale from this drawing.  
 Use figured dimensions only.  
 All errors and omissions to be reported to the Architect.  
 This drawing to be read in conjunction with relevant consultant's drawings.  
 All dimensions are in millimetres and all levels are in meters to match Datum unless otherwise noted.  
 Contractor Design responsibility  
 It is noted that there are many elements within the works that require contractor design, and will be subject to certification as part of BCAR - see Preliminary Inspection Plan for clarity on certification required.  
 © This drawing or design may not be reproduced without permission.



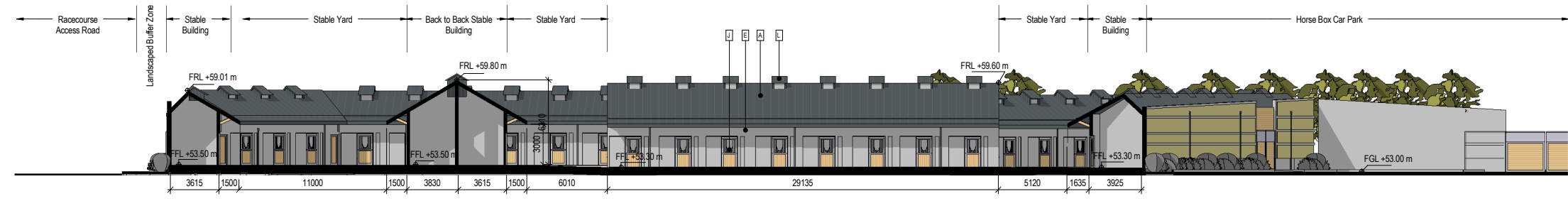
Key Plan-Permanent-Sections 2



1 Site Section G-G  
1:200

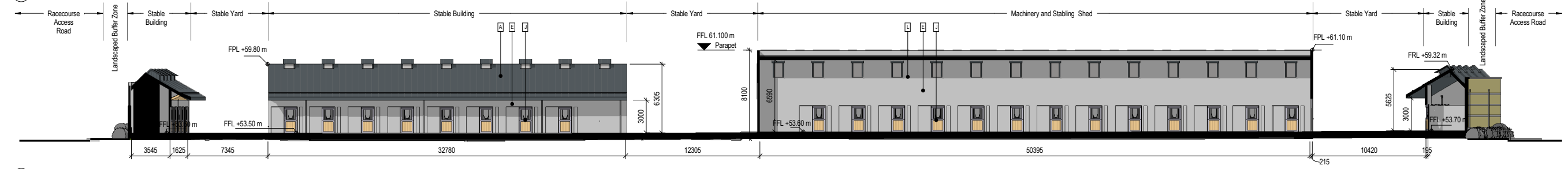


2 Site Section H-H  
1:200

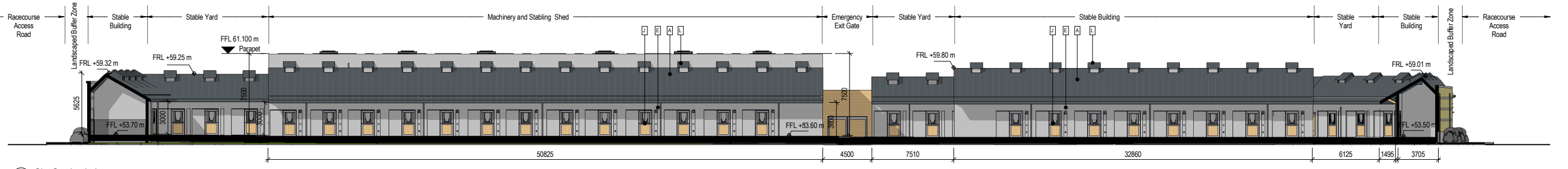


3 Site Section J-J  
1:200

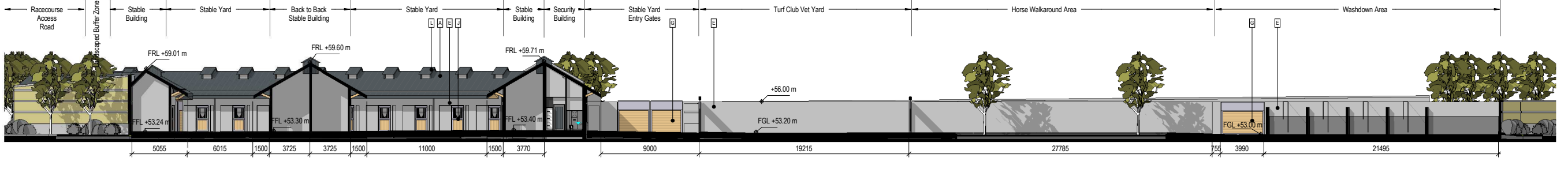
Materials	
A	Profiled Metal Roof
B	Smooth Finish Concrete Banding - 150mm deep
C	Dry Stone Walling - Max. coursing 150mm deep, Pale coloured Sandstone
D	Living Wall / Trellis Screening - Refer to Landscape Plans and Specification
E	Smooth Finish Precast Concrete
F	Landscaping Zone - Refer to Landscape Plans and Specification
G	Galvanised Steel/Timber Gates
H	Feature Rainwater Outlets
J	Galvanised Steel/Recycled Plastic Sliding Stable Doors
K	Thermally Broken Aluminium Doors & Windows
L	Profiled Metal Ventilation Outlets



4 Site Section K-K  
1:200

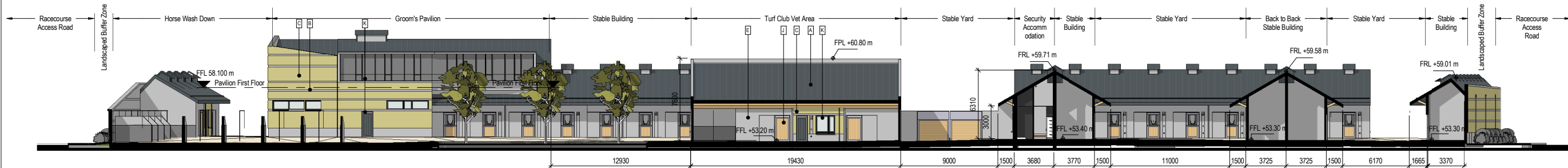


5 Site Section L-L  
1:200



6 Site Section M-M  
1:200

Revisions:				
1	Issued for Planning Application		2018-04-03	SM
Rev	Description	Date	By	
Project: Galway Racecourse, Stableyard				
Client: Galway Racecourse				
Title: Proposed Site Sections 2				
Drawing / Document Name: 2324 GRS-COA-00-ZZ-DR-A-0506				
Sustainability Status - Code - Description: S4 - For Stage Approval				
Revision: P-1				
Scale @ A1 Drawn: Shane Meehan Checked: John Harrigan Date: 02/02/2018				



1 Site Section N-N  
1:200

Notes:  
Do not scale from this drawing.  
Use figured dimensions only.  
All errors and omissions to be reported to the Architect.  
This drawing to be read in conjunction with relevant consultant's drawings.  
All dimensions are in millimetres and all levels are in meters to match Datum unless otherwise noted.

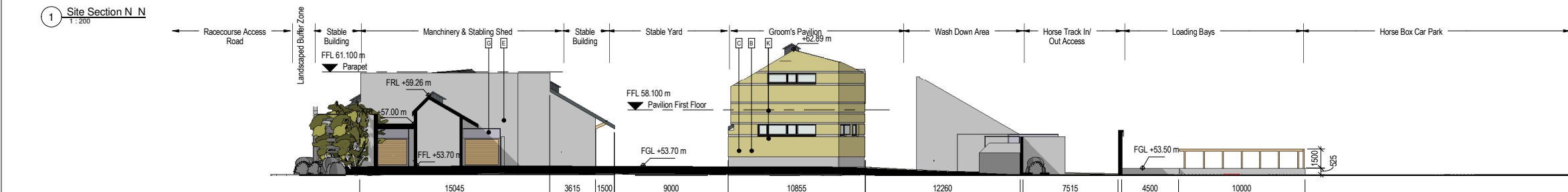
Contractor Design responsibility  
It is noted that there are many elements within the works that require contractor design, and will be subject to certification as part of BCAR - see Preliminary Inspection Plan for clarity on certification required.

© This drawing or design may not be reproduced without permission.

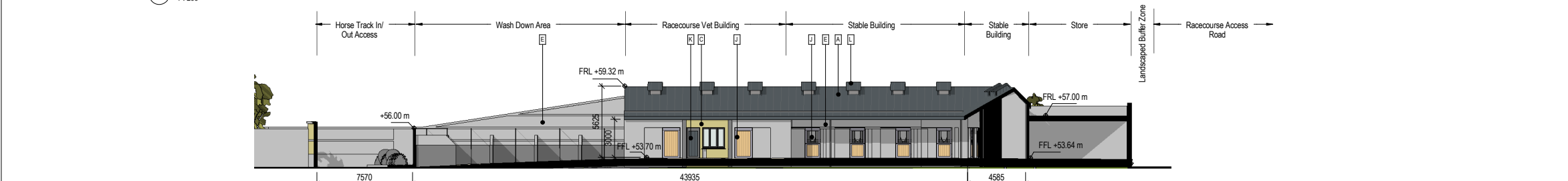
Key Plan-Permanent-Sections 3

Key Plan-Permanent-Sections 3

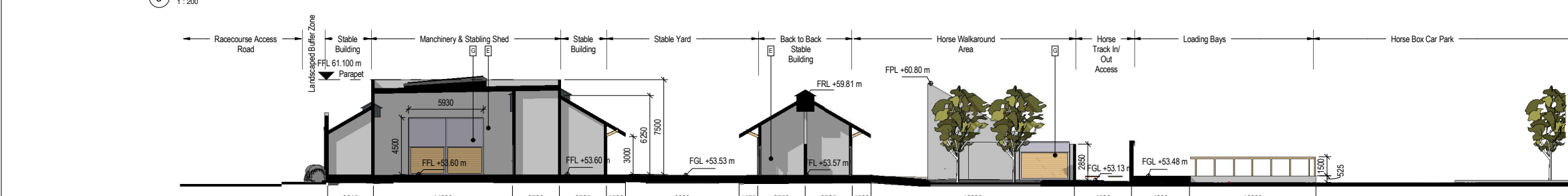
Materials	
A -	Profiled Metal Roof
B -	Smooth Finish Concrete Banding - 150mm deep
C -	Dry Stone Walling - Max. coursing 150mm deep, Pale coloured Sandstone
D -	Living Wall / Trellis Screening - Refer to Landscape Plans and Specification
E -	Smooth Finish Precast Concrete
F -	Landscaping Zone - Refer to Landscape Plans and Specification
G -	Galvanised Steel/Timber Gates
H -	Feature Rainwater Outlets
J -	Galvanised Steel/Recycled Plastic Sliding Stable Doors
K -	Thermally Broken Aluminium Doors & Windows
L -	Profiled Metal Ventilation Outlets



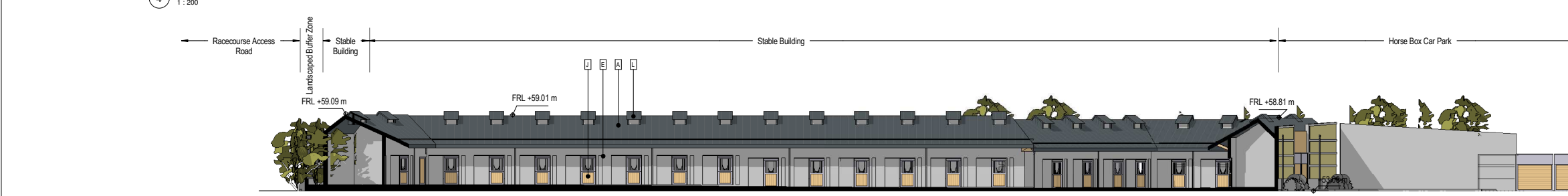
2 Site Section O-O  
1:200



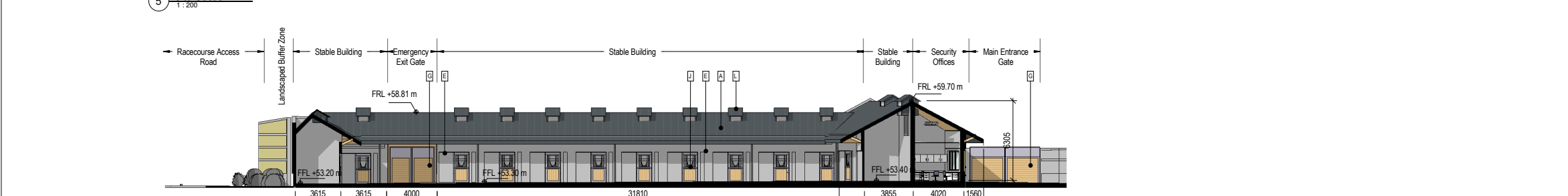
3 Site Section P-P  
1:200



4 Site Section Q-Q  
1:200



5 Site Section R-R  
1:200



6 Site Section S-S  
1:200

Revisions:

Rev	Description	Date	By
1	Issued for Planning Application	2018-04-03	SM

Project:  
**Galway Racecourse, Stableyard**

Client:  
**Galway Racecourse**

Title:  
**Proposed Site Sections 3**

Drawing / Document Name:  
Project Number: **2324** | GRS-COA-00-ZZ-DR-A-0507

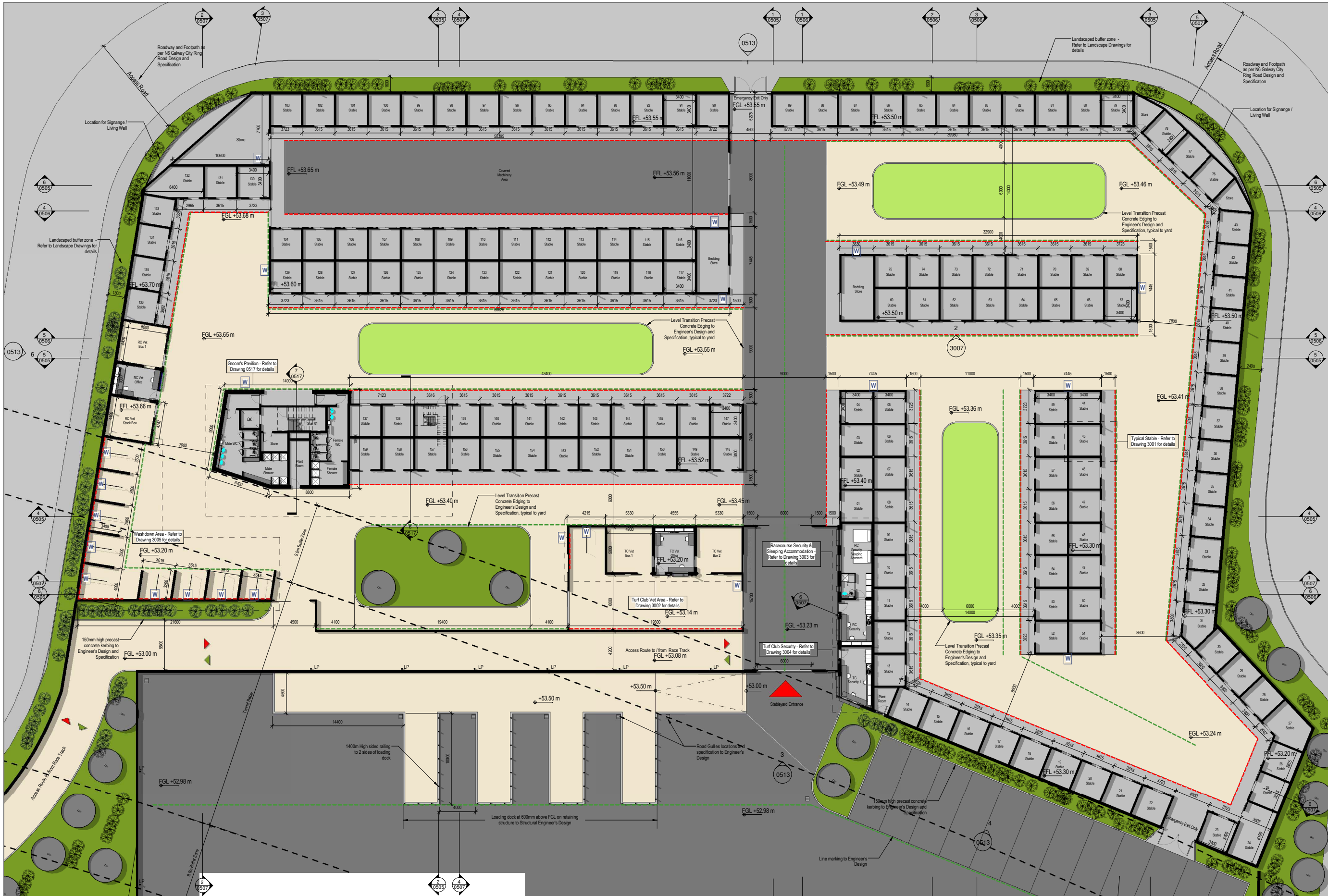
Suitability Status - Code - Description: **S4 - For Stage Approval** | Revision: **P-1**

Scale @ A1 Drawn: **Shane Meehan** | Checked: **John Harrigan** | Date: **02/02/2018**

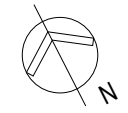
**COADY**  
ARCHITECTS

Mt Pleasant Business Ctr, Ranelagh, Dublin 6, D06 X7P8  
4 Carleton House, Main St, Drimmore, Co. Galway, H91 1026  
01 497 6766 | 091 78 8325 | admin@coady.ie | www.coady.ie





Notes:  
 Do not scale from this drawing.  
 Use figured dimensions only.  
 All errors and omissions to be reported to the Architect.  
 This drawing to be read in conjunction with relevant consultant's drawings.  
 All dimensions are in millimetres and all levels are in meters to match Datum unless otherwise noted.  
 Contractor Design responsibility  
 It is noted that there are many elements within the works that require contractor design, and will be subject to certification as part of BCAR - see Preliminary Inspection Plan for clarity on certification required.  
 © This drawing or design may not be reproduced without permission.



**Legend**

**Boundary**

- N6 GCRR Proposed Road Development Boundary
- Exclusion / Buffer Zone over Proposed N6 Tunnel

**Proposed Levels**

- +53.00 m
- FGL Finished Ground Level
- FFL Finished Floor Level
- FPL Finished Parapet Level
- FRL Finished Ridge Level

**Proposed Surfaces**

- 150 mm thick Concrete Apron to Engineer's Design and Specification
- Wet Pour Rubberoid Surfaces to Specialist Design laid on Macadam base to Engineer's Design and Specification
- Macadam Surface to Engineer's Design and Specification
- Grassed Area to Landscape Specialist Design and Specification
- Landscaped/Planted Area to Landscape Specialist Design and Specification

**Proposed Foul Water Drainage**

- Ac channel

**Proposed Surface Water Drainage**

- Ac channel

**Proposed Water Services**

- Water point

**Proposed Lighting**

- LP Light pole location

**Notes:**

- Refer to ARUP Drainage Drawings for detail on below ground drainage and proposed finished external levels
- Refer to ARUP Lighting Drawing for proposed external lighting layouts

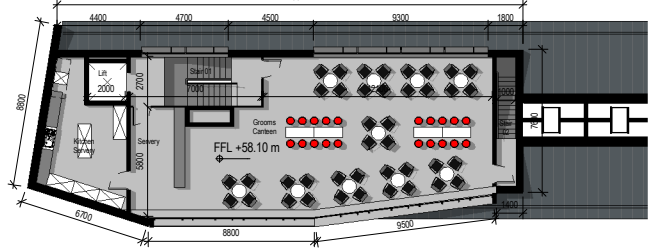
Revisions:

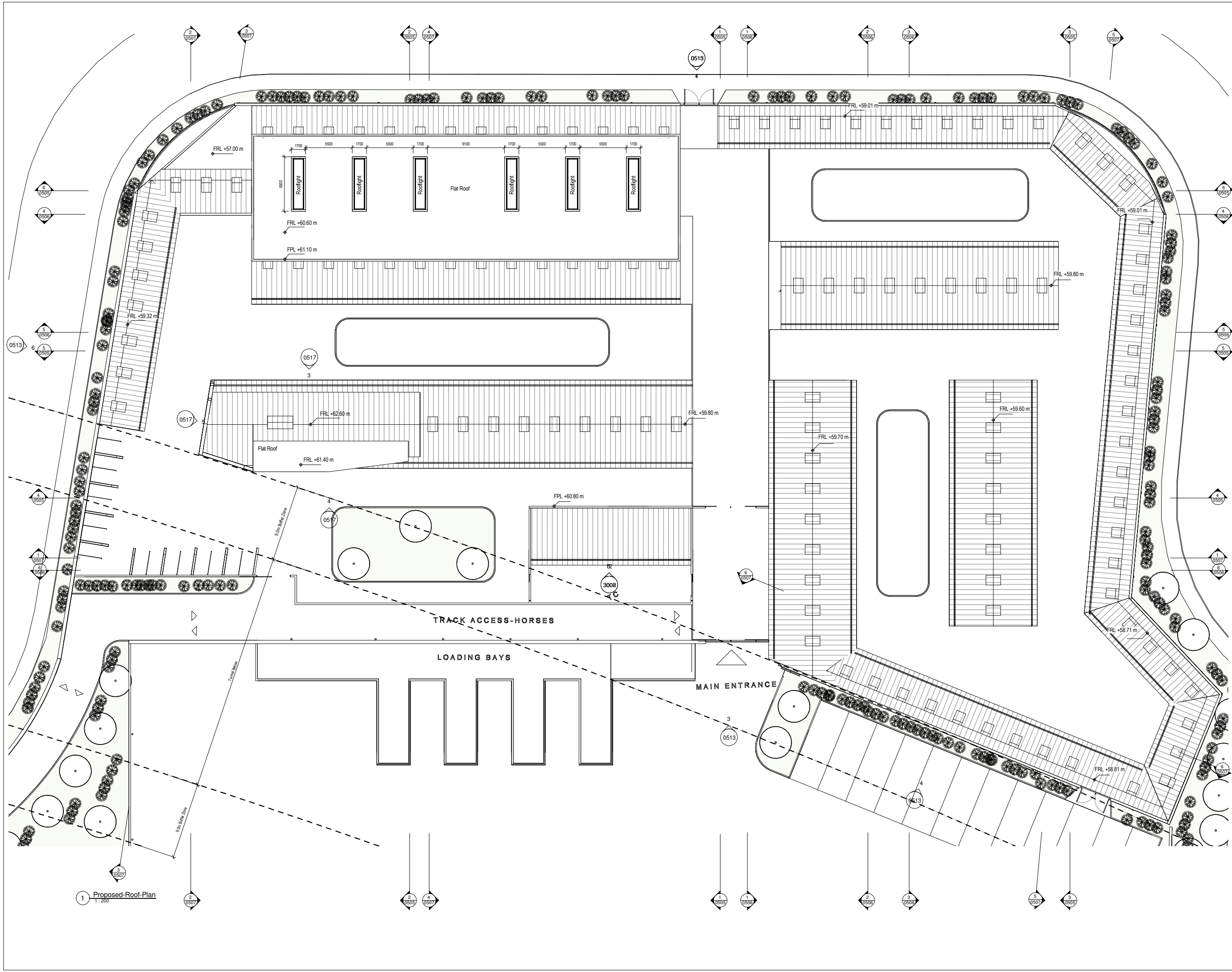
Rev	Description	Date	By
1	Issued for Planning Application	2018-04-03	SM

Project: Galway Racecourse, Stableyard  
 Client: Galway Racecourse  
 Title: Proposed Ground & First Floor Plan

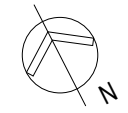
Drawing / Document Name:  
 Project: 2324 GRS-COA-00-ZZ-DR-A-0511  
 Suitability Status: Code - Description: S4 - For Stage Approval  
 Scale @ A1: 1:200  
 Drawn: Shane Meehan  
 Checked: John Harrigan  
 Date: 02/02/2018

1 Proposed Ground Floor Plan  
 1:200  
 3 Proposed First Floor Plan  
 1:200





Notes:  
 Do not scale from this drawing.  
 Use figured dimensions only.  
 All errors and omissions to be reported to the Architect.  
 This drawing to be read in conjunction with relevant consultant's drawings.  
 All dimensions are in millimetres and all levels are in meters to match Datum unless otherwise noted.  
 Contractor Design responsibility  
 It is noted that there are many elements within the works that require contractor design, and will be subject to certification as part of BCAR - see Preliminary Inspection Plan for clarity on certification required.  
 © This drawing or design may not be reproduced without permission.



**Legend**

**Boundary**

- N6 GCRR Proposed Road Development Boundary
- - - Exclusion / Buffer Zone over Proposed N6 Tunnel

**+53.00 m Proposed Levels**

- FGL Finished Ground Level
- FFL Finished Floor Level
- FPL Finished Parapet Level
- FRL Finished Ridge Level

**Notes:**

- Refer to ARUP Drainage Drawings for detail on below ground drainage and proposed finished external levels
- Refer to ARUP Lighting Drawing for proposed external lighting layouts

Revisions:

Rev	Description	Date	By
1	Issued for Planning Application	2018-04-03	SM

Project:  
**Galway Racecourse, Stableyard**

Client:  
**Galway Racecourse**

Title:  
**Proposed Roof Plan**

Drawing / Document Name:  
**2324 GRS-COA-00-02-DR-A-0512**

Suitability Status - Code - Description  
**S4 - For Stage Approval**

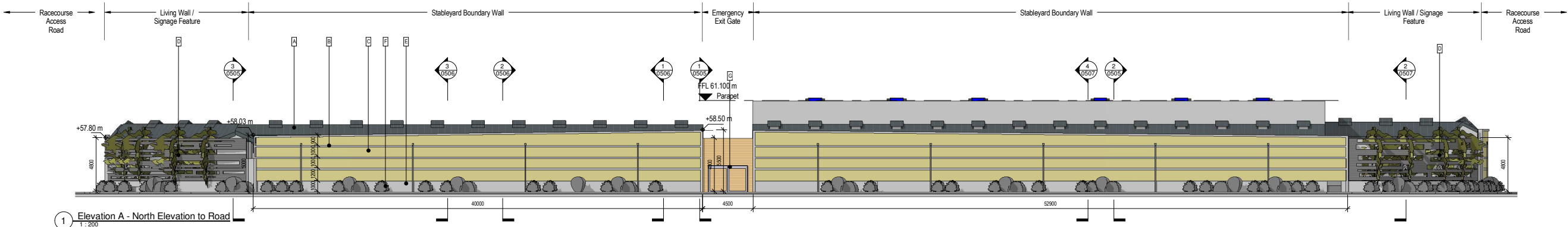
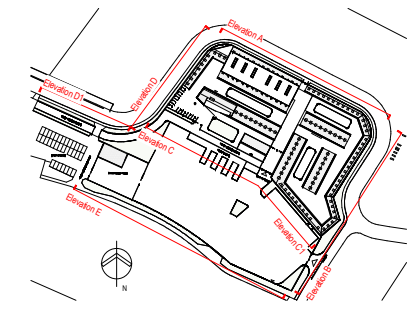
Revision:  
**P- 1**

Scale @ A1 Drawn: Checked: Date:  
 1 : 200 Shane Meehan John Harrigan 02/02/2018

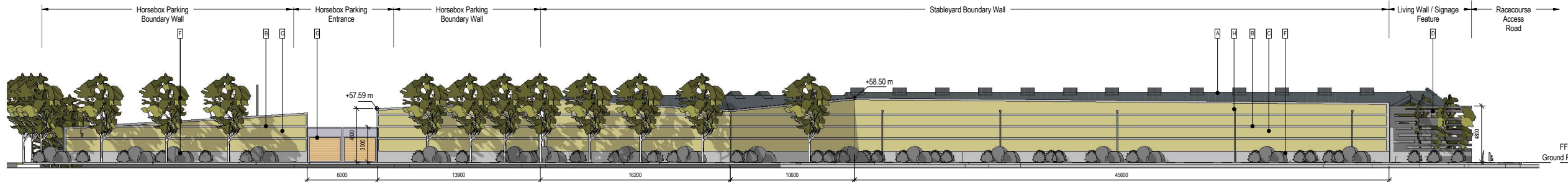
1 Proposed-Roof-Plan  
 1 : 200



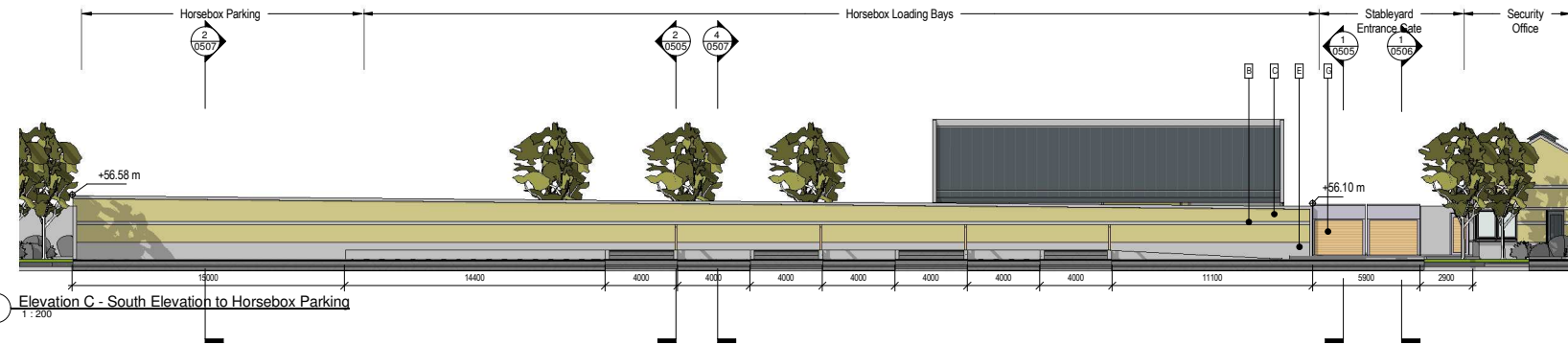
Notes:  
 Do not scale from this drawing.  
 Use figured dimensions only.  
 All errors and omissions to be reported to the Architect.  
 This drawing to be read in conjunction with relevant consultant's drawings.  
 All dimensions are in millimetres and all levels are in meters to match Datum unless otherwise noted.  
 Contractor Design responsibility  
 It is noted that there are many elements within the works that require contractor design, and will be subject to certification as part of BCAR - see Preliminary Inspection Plan for clarity on certification required.  
 © This drawing or design may not be reproduced without permission.



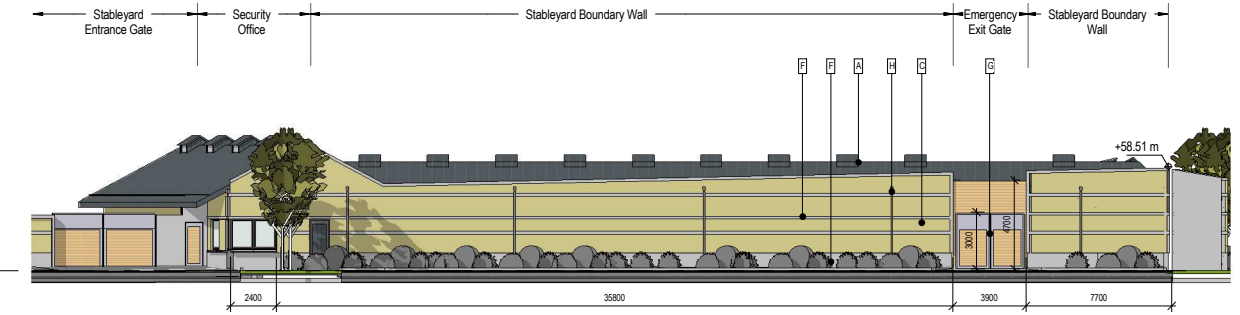
1 Elevation A - North Elevation to Road  
1:200



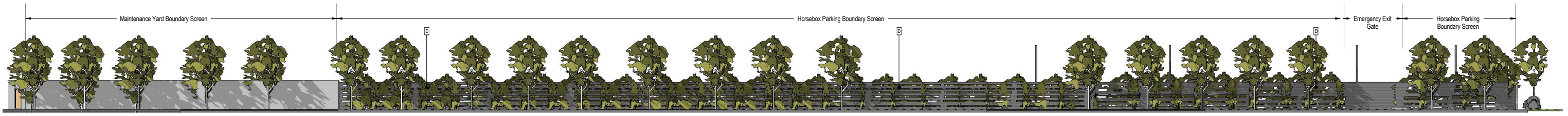
2 Elevation F - Horsebox Parking East Elevation to Road  
1:200



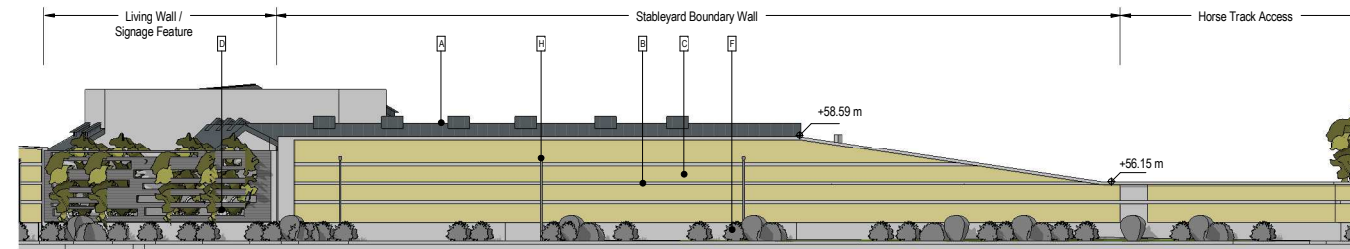
3 Elevation C - South Elevation to Horsebox Parking  
1:200




4 Elevation C1 - South Elevation to Horsebox Parking  
1:200



5 Elevation E - Horsebox Parking Boundary to Track  
1:200



6 Elevation D - West Elevation to Road  
1:200



7 Elevation D1 - North Elevation to Road  
1:200



Materials

- A - Profiled Metal Roof
- B - Smooth Finish Concrete Banding - 150mm deep
- C - Dry Stone Walling - Max. coursing 150mm deep, Pale coloured Sandstone
- D - Living Wall/Trellis Screening - Refer to Landscape Plans and Specification
- E - Smooth Finish Precast Concrete
- F - Landscaping Zone - Refer to Landscape Plans and Specification
- G - Galvanised Steel/Timber Gates
- H - Feature Rainwater Outlets
- J - Galvanised Steel/Recycled Plastic Sliding Stable Doors
- K - Thermally Broken Aluminium Doors & Windows
- L - Profiled Metal Ventilation Outlets

Revisions:

Rev	Description	Date	By
1	Issued for Planning Application	2018-04-03	SM

Project:  
Galway Racecourse, Stableyard

Client:  
Galway Racecourse

Title:  
Proposed Elevations

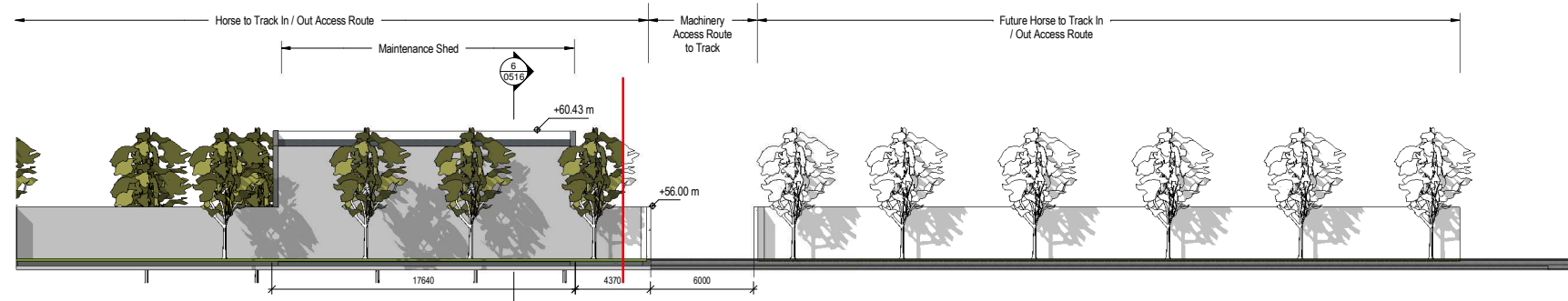
Drawing / Document Name:  
2324 GRS-COA-00-ZZ-DR-A-0513

Suitability Status - Code - Description  
S4 - For Stage Approval P-1

Scale @ A1 Drawn: Checked: Date:  
As indicated Shane Meehan John Harrigan 02/02/2018

**COADY**  
ARCHITECTS

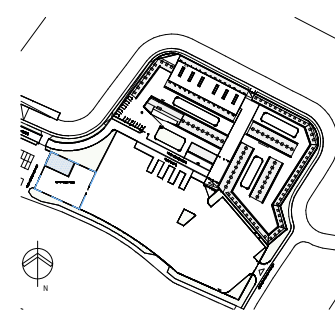
Mt Pleasant Business Ctr, Ranelagh, Dublin 6, D06 X7P8  
4 Carleton House, Main St, Drimmore, Co. Galway, H91 1026  
01 497 8766 | 091 78 8325 | admin@coady.ie | www.coady.ie



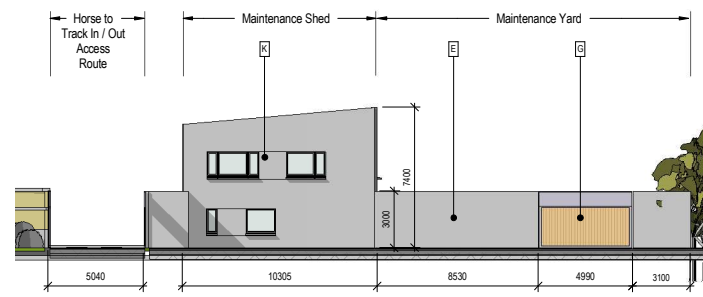
4 Maintenance Shed - North Elevation  
1:200

**Materials**

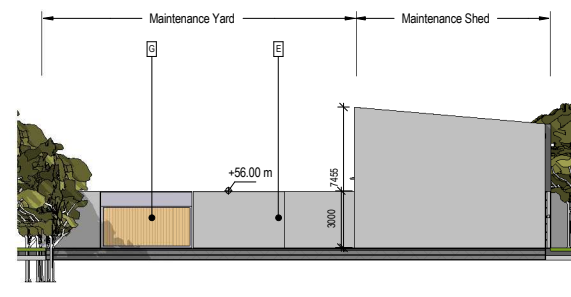
- A - Profiled Metal Roof
- B - Smooth Finish Concrete Banding - 150mm deep
- C - Dry Stone Walling - Max. coursing 150mm deep, Pale coloured Sandstone
- D - Living Wall / Trellis Screening - Refer to Landscape Plans and Specification
- E - Smooth Finish Precast Concrete
- F - Landscaping Zone - Refer to Landscape Plans and Specification
- G - Galvanised Steel/Timber Gates
- H - Feature Rainwater Outlets
- J - Galvanised Steel/Recycled Plastic Sliding Stable Doors
- K - Thermally Broken Aluminium Doors & Windows
- L - Profiled Metal Ventilation Outlets



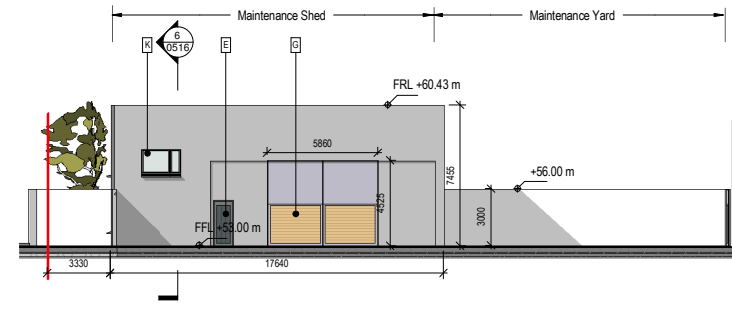
Key Plan-Permanent-Maintenance Shed



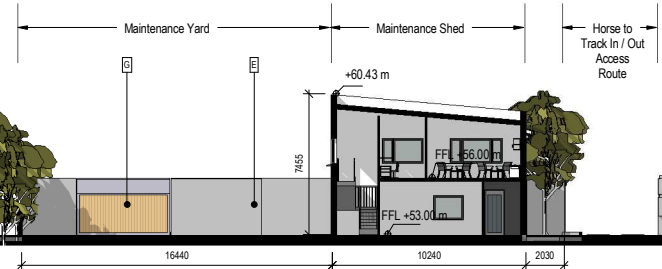
5 Maintenance Shed - West Elevation  
1:200



3 Maintenance Shed - East Elevation  
1:200



2 Maintenance Shed - South Elevation  
1:200



6 Maintenance Shed - Section A A  
1:200

**Legend**

**Boundary**

- N6 GCRR Proposed Road Development Boundary

**Proposed Levels**

- FGL Finished Ground Level
- FFL Finished Floor Level
- FPL Finished Parapet Level
- FRL Finished Ridge Level

**NOTES:** Refer to ARUP Drainage Drawings for proposed finished external levels  
Refer to ARUP Lighting Drawing for proposed external lighting layouts

**Proposed Foul Water Drainage**

- Aco channel

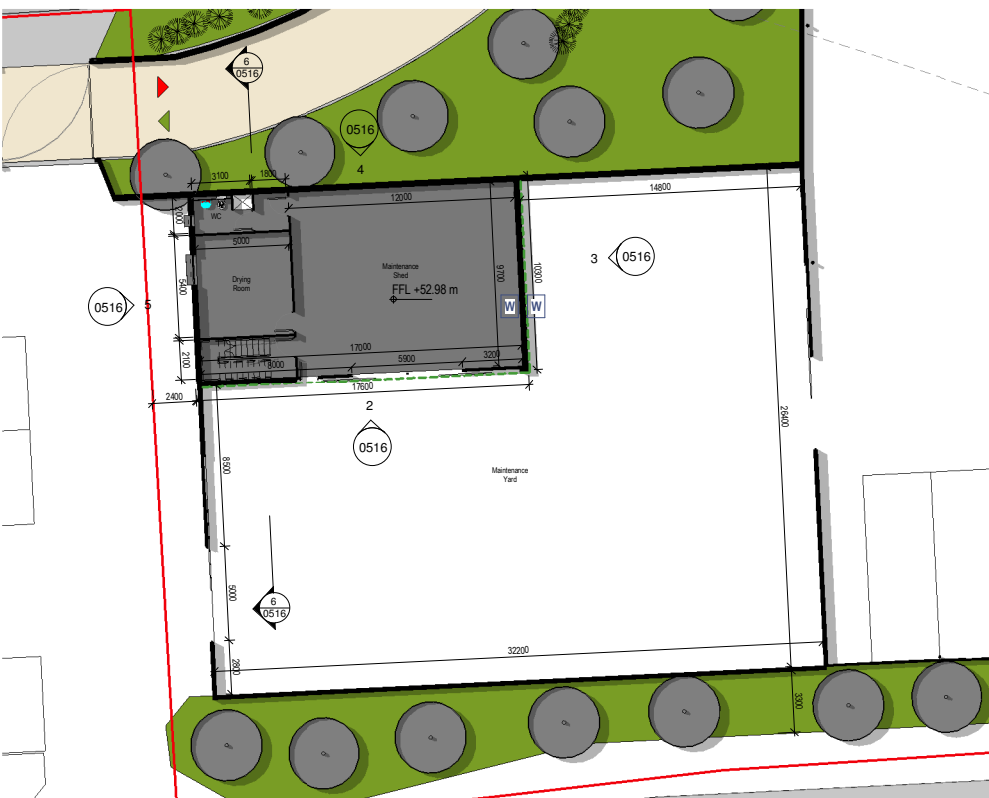
**Proposed Surface Water Drainage**

- Aco channel

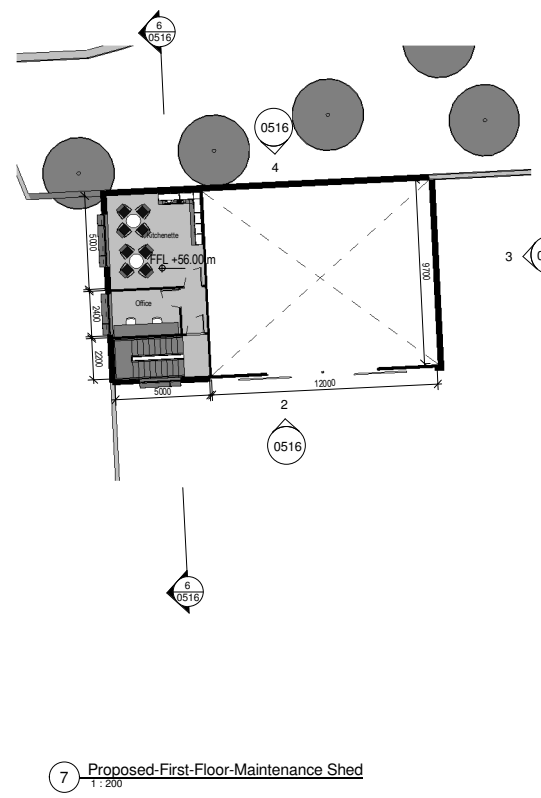
**Proposed Water Services**

- Water point
- Light pole location

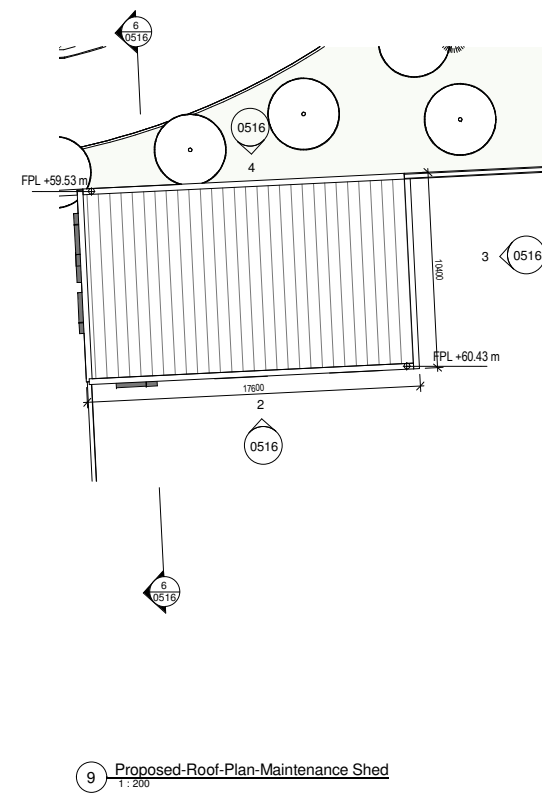
**Notes:**  
Refer to ARUP Drainage Drawings for below ground drainage and proposed finished external levels  
Refer to ARUP Lighting Drawing for proposed external lighting layouts



1 Proposed-Ground Floor Plan-Maintenance Shed  
1:200



7 Proposed-First-Floor-Maintenance Shed  
1:200



9 Proposed-Roof-Plan-Maintenance Shed  
1:200

**Revisions:**

1	Issued for Planning Application	2018-04-03	SM
Rev	Description	Date	By

**Project:** Galway Racecourse, Stableyard

**Client:** Galway Racecourse

**Title:** Maintenance Shed - Proposed Plans, Sections & Elevations

**Drawing / Document Name:** 2324 GRS-COA-00-ZZ-DR-A-0516

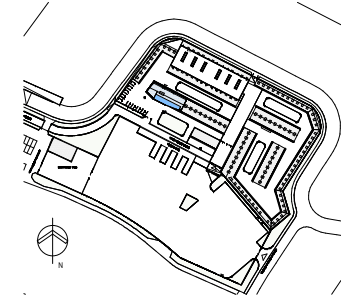
**Suitability Status - Code - Description:** S4 - For Stage Approval

**Revision:** P-1

**Scale @ A1:** Drawn: Shane Meehan, Checked: John Harrigan, Date: 02/02/2018

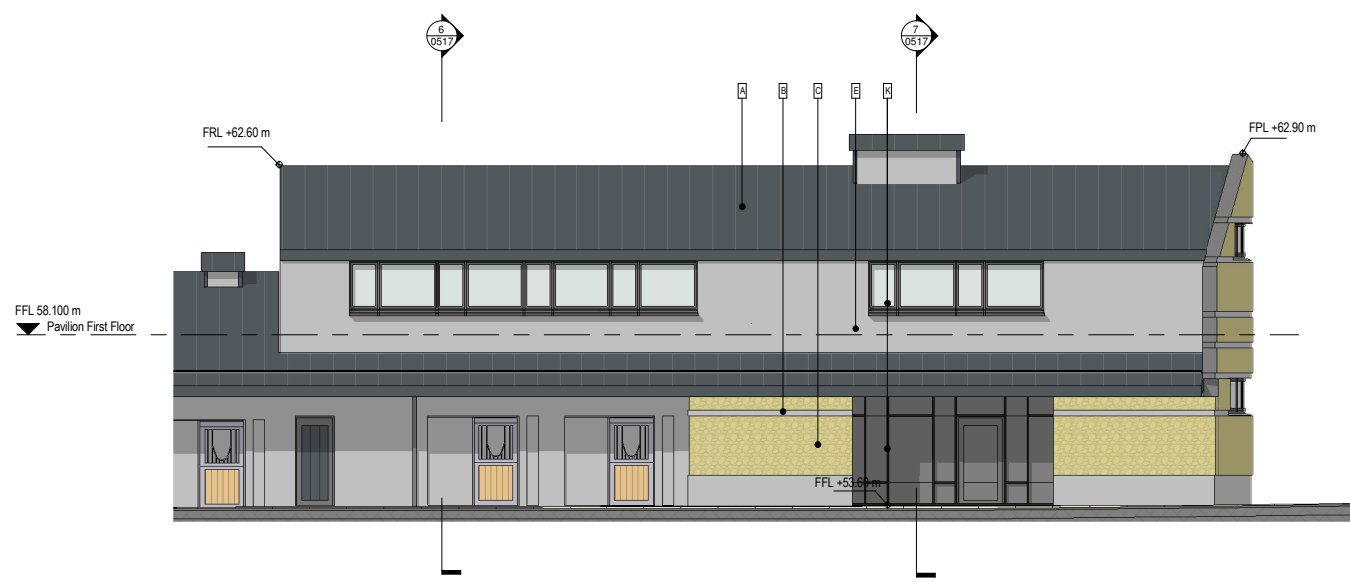


Notes:  
 Do not scale from this drawing.  
 Use figured dimensions only.  
 All errors and omissions to be reported to the Architect.  
 This drawing to be read in conjunction with relevant consultant's drawings.  
 All dimensions are in millimetres and all levels are in meters to match Datum unless otherwise noted.  
 Contractor Design responsibility  
 It is noted that there are many elements within the works that require contractor design, and will be subject to certification as part of BCAR - see Preliminary Inspection Plan for clarity on certification required.  
 © This drawing or design may not be reproduced without permission.

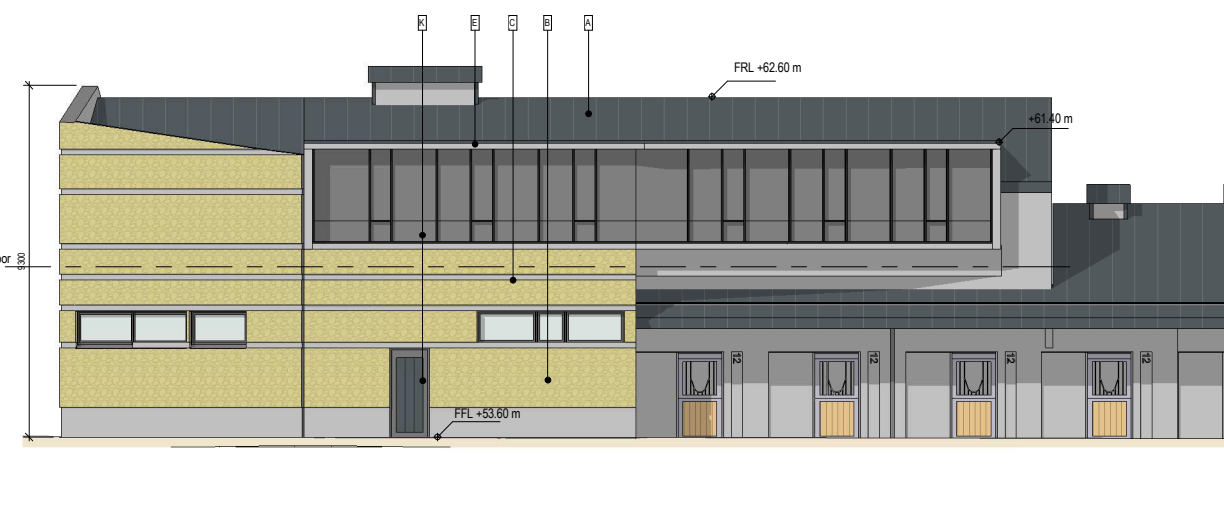


Key Plan-Permanent-Pavilion

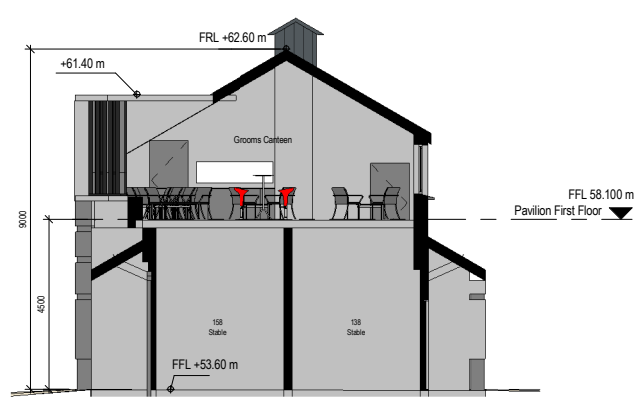
Legend	
<b>Boundary</b>	
	N6 GCRR Proposed Road Development Boundary
<b>Proposed Levels</b>	
FGL	Finished Ground Level
FFL	Finished Floor Level
FPL	Finished Parapet Level
FRL	Finished Ridge Level
<b>NOTES:</b> Refer to ARUP Drainage Drawings for proposed finished external levels	
Refer to ARUP Lighting Drawing for proposed external lighting layouts	



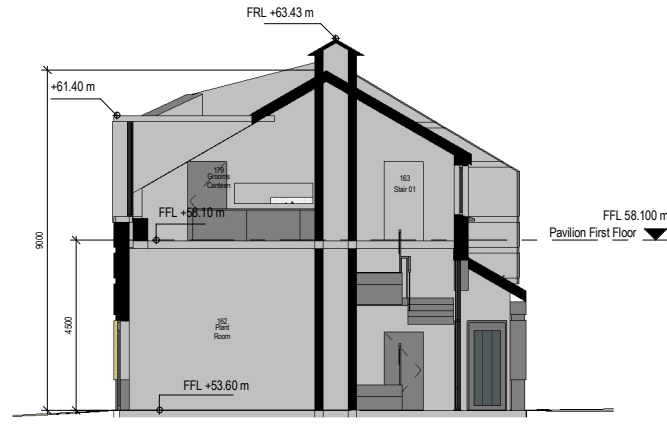
3 Pavilion - North Elevation  
1:100



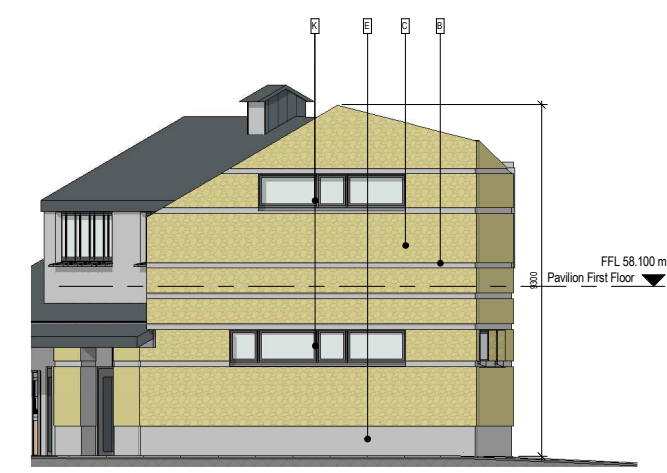
4 Pavilion - South Elevation  
1:100



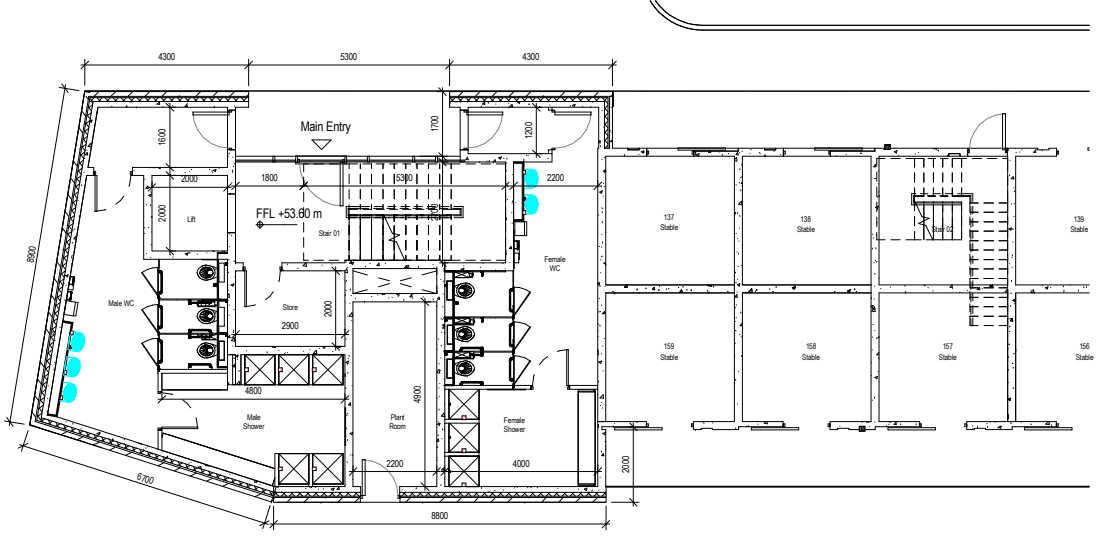
6 Grooms Pavilion-Section A A  
1:100



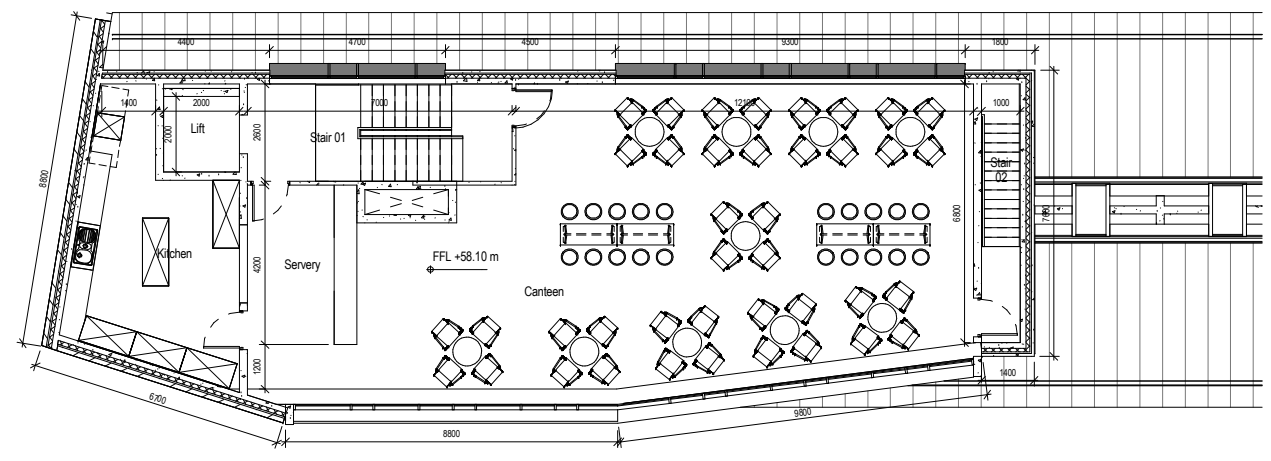
7 Grooms Pavilion-Section B B  
1:100



5 Pavilion - West Elevation  
1:100



2 Proposed-Ground Floor Plan-Pavilion  
1:100



1 Proposed-First-Floor-Plan-Pavilion  
1:100

Materials	
A	Profiled Metal Roof
B	Smooth Finish Concrete Banding - 150mm deep
C	Dry Stone Walling - Max. coursing 150mm deep, Pale coloured Sandstone
D	Living Wall / Trellis Screening - Refer to Landscape Plans and Specification
E	Smooth Finish Precast Concrete
F	Landscaping Zone - Refer to Landscape Plans and Specification
G	Galvanised Steel/Timber Gates
H	Feature Rainwater Outlets
J	Galvanised Steel/Recycled Plastic Sliding Stable Doors
K	Thermally Broken Aluminium Doors & Windows
L	Profiled Metal Ventilation Outlets

Revisions:

1	Issued for Planning Application	2018-04-03	SM
Rev	Description	Date	By

Project:  
Galway Racecourse, Stableyard

Client:  
Galway Racecourse

Title:  
Groom's Pavilion - Proposed Plans, Sections & Elevations

Drawing / Document Name:  
Project Originator Volume Level Type Rate Sheet Number  
**2324 GRS-COA-00-ZZ-DR-A-0517**

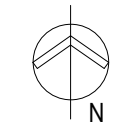
Suitability Status - Code - Description  
S4 - For Stage Approval **P-1**

Scale @ A1 Drawn: Checked: Date:  
As Indicated Shane Meehan John Harrigan 02/02/2018

**COADY**  
ARCHITECTS

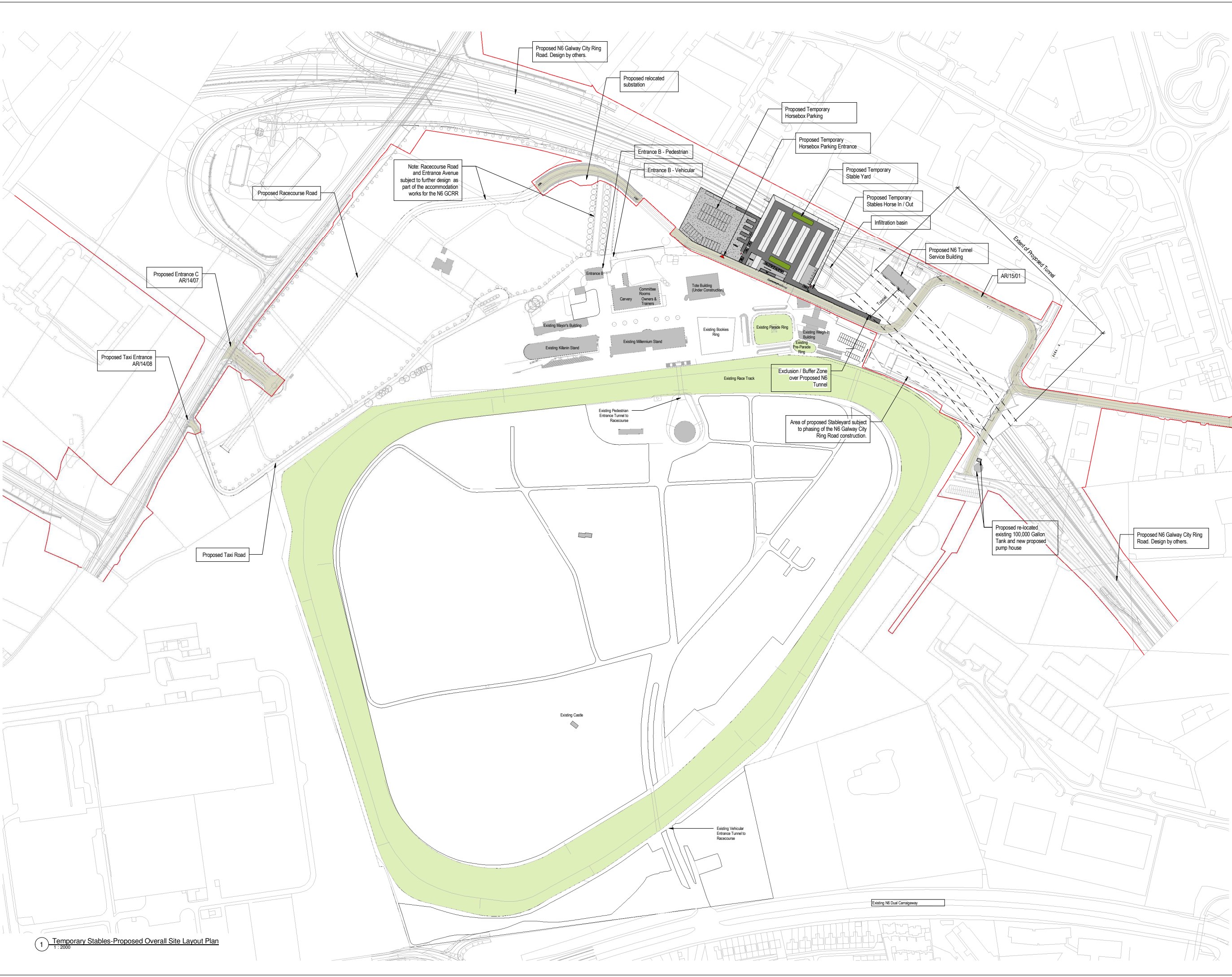
Mt Pleasant Business Ctr, Ranelagh, Dublin 6, D06 X7P8  
4 Carleton House, Main St, Drimmore, Co. Galway, H91 1026  
01 437 87166 | 091 78 8325 | admin@coady.ie | www.coady.ie

Notes:  
 Do not scale from this drawing.  
 Use figured dimensions only.  
 All errors and omissions to be reported to the Architect.  
 This drawing to be read in conjunction with relevant consultant's drawings.  
 All dimensions are in millimetres and all levels are in meters to match Datum unless otherwise noted.  
 Contractor Design responsibility  
 It is noted that there are many elements within the works that require contractor design, and will be subject to certification as part of BCAR - see Preliminary Inspection Plan for clarity on certification required.  
 © This drawing or design may not be reproduced without permission.



**Legend**

- N6 GCRR Proposed Road Development Boundary
- - - Exclusion / Buffer Zone over Proposed N6 Tunnel



Revisions:

Rev	Description	Date	By
1	Issued for Planning Application	2018-04-03	SM

Project:  
**Galway Racecourse, Stabling**

Client:  
**Galway Racecourse**

Title:  
**Temporary Stables - Proposed Overall Course Layout**

Drawing / Document Name:  
**2324 GRS-COA-00-00-DR-A-0521**

Suitability Status - Code - Description  
**S4 - For Stage Approval P- 1**

Scale @ A1 Drawn: Checked: Date:  
 1 : 2000 Shane Meehan John Harrigan 02/02/2018

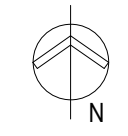
**COADY**  
 ARCHITECTS

Mt Pleasant Business Ctr, Ranelagh, Dublin 6, D06 X7P8  
 4 Carleton House, Main St, Drimmore, Co. Galway, H91 1026  
 01 497 8766 | 01 78 8325 | admin@coady.ie | www.coady.ie

1 Temporary Stables-Proposed Overall Site Layout Plan  
 1 : 2000



Notes:  
 Do not scale from this drawing.  
 Use figured dimensions only.  
 All errors and omissions to be reported to the Architect.  
 This drawing to be read in conjunction with relevant consultant's drawings.  
 All dimensions are in millimetres and all levels are in meters to match Datum unless otherwise noted.  
 Contractor Design responsibility  
 It is noted that there are many elements within the works that require contractor design, and will be subject to certification as part of BCAR - see Preliminary Inspection Plan for clarity on certification required.  
 © This drawing or design may not be reproduced without permission.



**Legend**

**Boundary**

- N6 GRRR Proposed Road Development Boundary
- Exclusion / Buffer Zone over Proposed N6 Tunnel

**Proposed Levels**

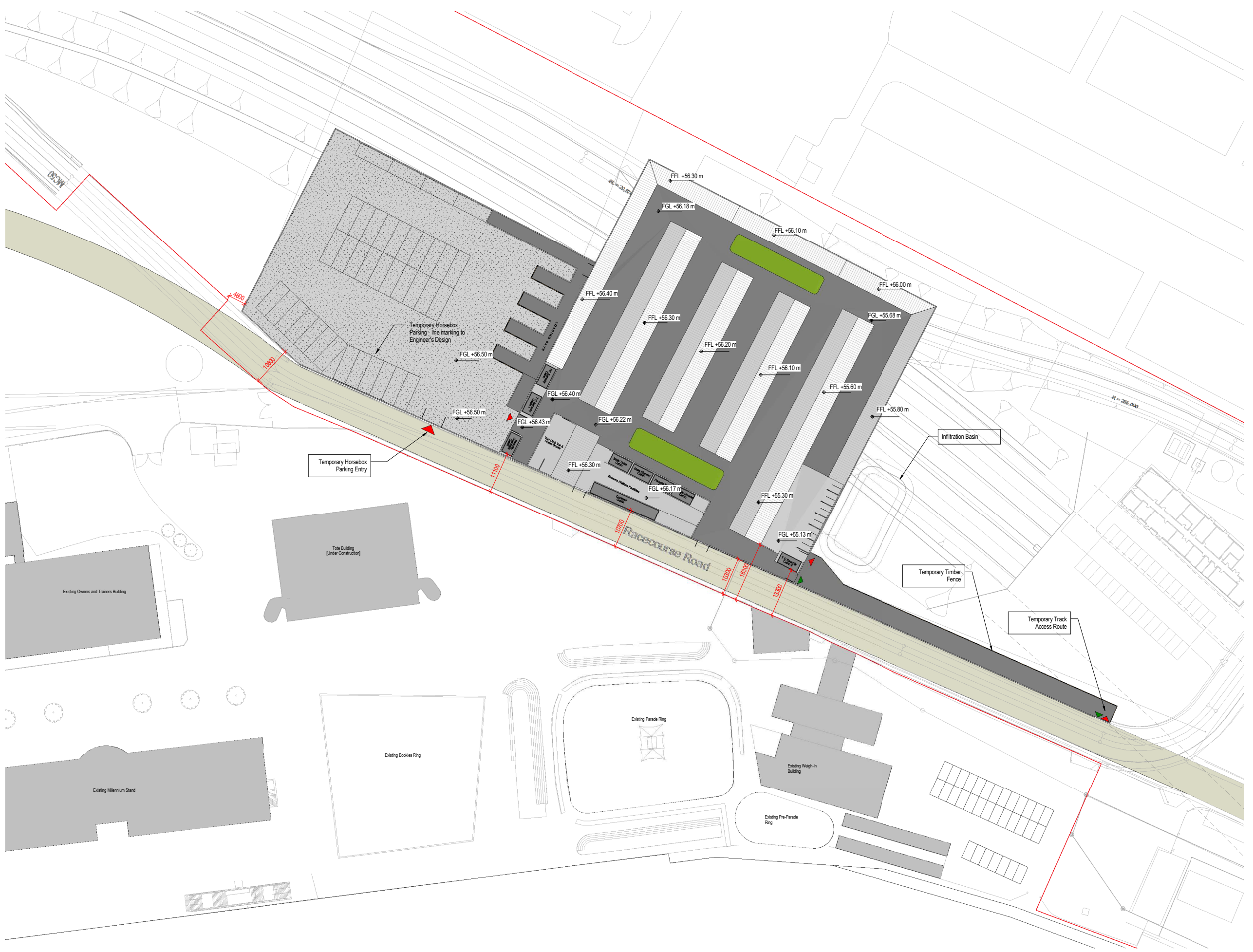
- +53.00 m
- FGL Finished Ground Level
- FFL Finished Floor Level
- FPL Finished Parapet Level
- FRL Finished Ridge Level

**Proposed Surfaces**

- 150mm thick Concrete Apron to Engineer's Design and Specification
- Tar and Chip to Engineer's Design and Specification
- Gravel Surface to Engineer's Design and Specification
- Grassed Area to Landscape Specialist Design and Specification

**Notes:**

- Refer to ARUP Drainage Drawings for detail on below ground drainage and proposed finished external levels
- Refer to ARUP Lighting Drawing for proposed external lighting layouts



1 Temporary Stables-Proposed Site Layout Plan  
 1:500

Revisions:			
Rev	Description	Date	By
1	Issued for Planning Application	2018-04-03	SM

Project:  
Galway Racecourse, Stableyard

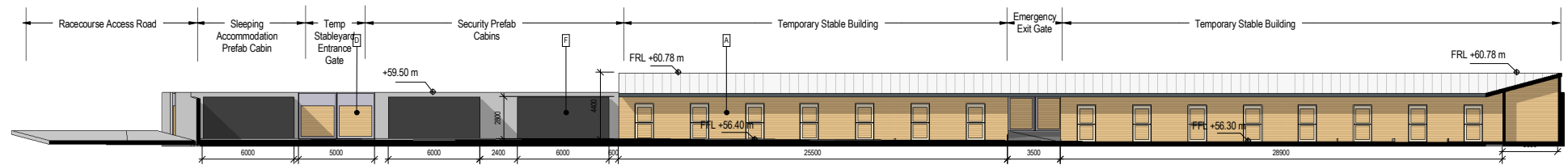
Client:  
Galway Racecourse

Title:  
Temporary Stables - Proposed Site Layout Plan

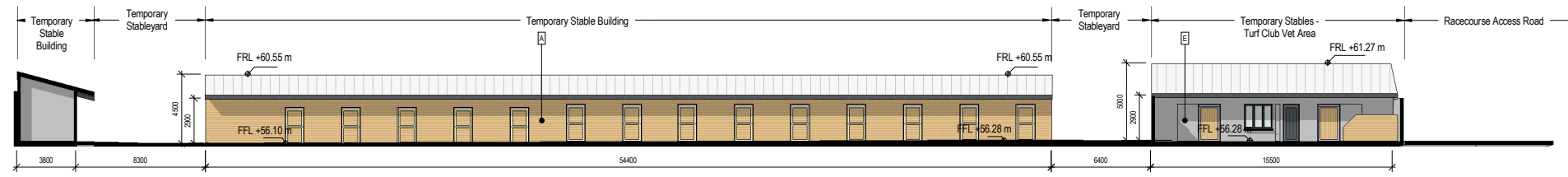
Drawing / Document Name:  
Project Number: 2324 GRS-COA-00-ZZ-DR-A-0522

Suitability Status - Code - Description: S4 - For Stage Approval Revision: P-1

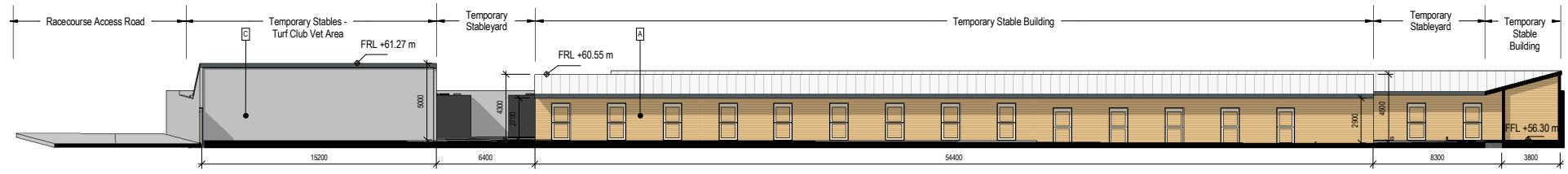
Scale @ A1 Drawn: As indicated Checked: Shane Meehan Date: 02/02/2017



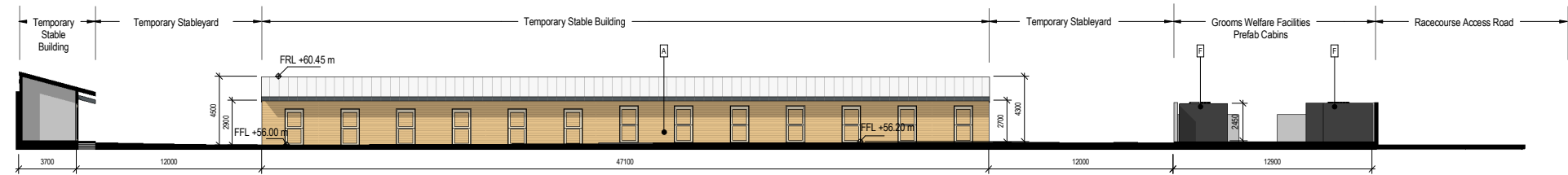
1 Temporary Stables-Site Section A A  
1:200



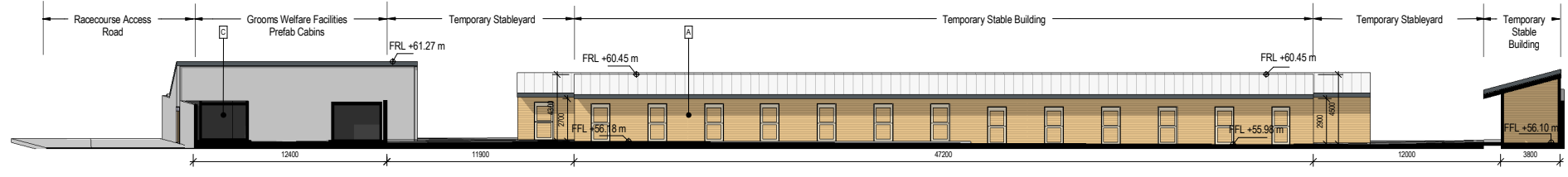
2 Temporary Stables-Site Section B B  
1:200



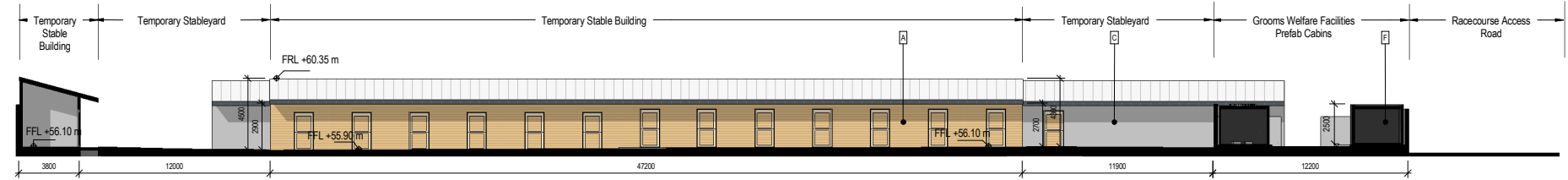
3 Temporary Stables-Site Section C C  
1:200



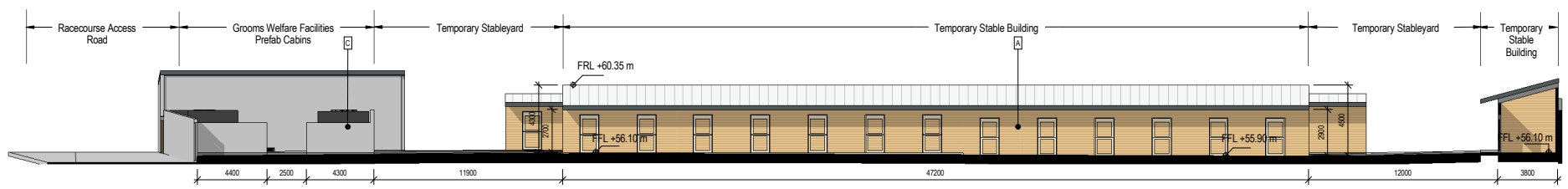
4 Temporary Stables-Site Section D D  
1:200



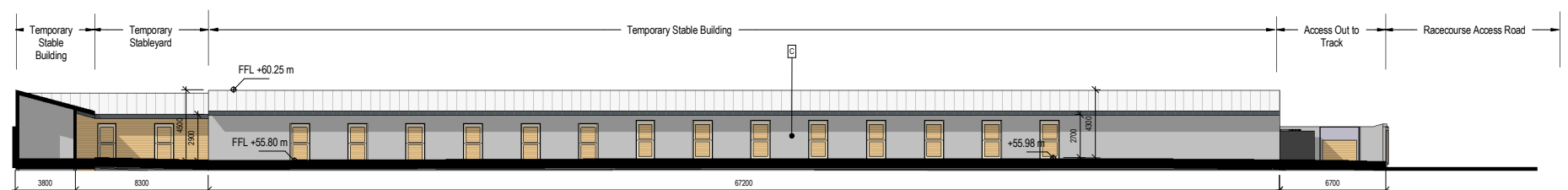
5 Temporary Stables-Site Section E E  
1:200



6 Temporary Stables-Site Section F F  
1:200

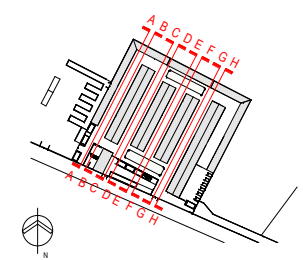


7 Temporary Stables-Site Section H H  
1:200



8 Temporary Stables-Site Section G G  
1:200

Notes:  
Do not scale from this drawing.  
Use figured dimensions only.  
All errors and omissions to be reported to the Architect.  
This drawing to be read in conjunction with relevant consultant's drawings.  
All dimensions are in millimetres and all levels are in meters to match Datum unless otherwise noted.  
Contractor Design responsibility  
It is noted that there are many elements within the works that require contractor design, and will be subject to certification as part of BCAR - see Preliminary Inspection Plan for clarity on certification required.  
© This drawing or design may not be reproduced without permission.



Key Plan-Temporary-Sections 1

Materials	
A -	Prefabricated Timber Stables to Specialist Design and Specification
B -	Plastered concrete wall
C -	Smooth Finish Precast Concrete
D -	Galvanised Steel/Timber Gates
E -	Thermally Broken Aluminium Doors & Windows
F -	Modular Prefab building to Specialist Design and Specification

Revisions:

1	Issued for Planning Application	2018-04-03	SM
Rev	Description	Date	By

Project:  
Galway Racecourse, Stableyard

Client:  
Galway Racecourse

Title:  
Temporary Stables - Proposed Site Sections 1

Drawing / Document Name:  
Project Originator Volume Level Type Rate Sheet Number  
2324 GRS-COA-00-ZZ-DR-A-0525

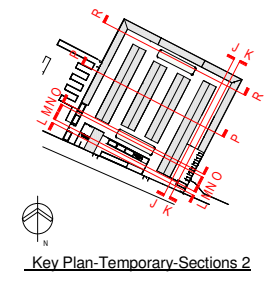
Suitability Status - Code - Description  
S4 - For Stage Approval P-1

Scale @ A1 Drawn: Checked: Date:  
As indicated Shane Meehan John Harrigan 02/02/2018

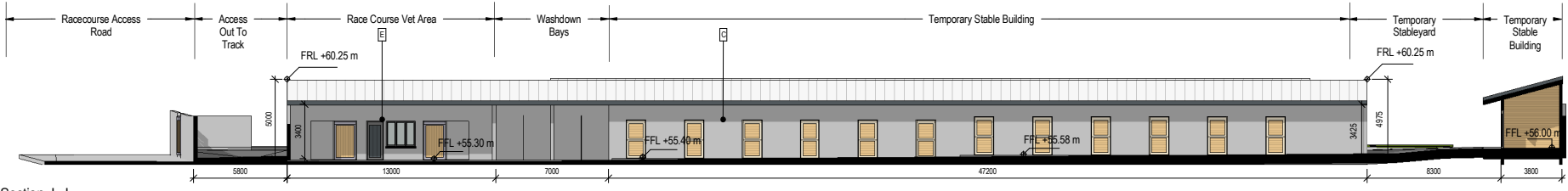
**COADY**  
ARCHITECTS

Mt Pleasant Business Ctr, Ranelagh, Dublin 6, D06 X7P8  
4 Carleton House, Main St, Drimmore, Co. Galway, H91 1026  
01 497 6766 | 091 78 8325 | admin@coady.ie | www.coady.ie

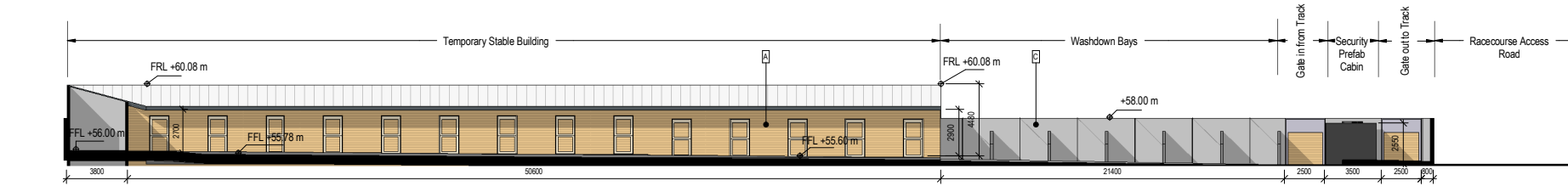
Notes:  
 Do not scale from this drawing.  
 Use figured dimensions only.  
 All errors and omissions to be reported to the Architect.  
 This drawing to be read in conjunction with relevant consultant's drawings.  
 All dimensions are in millimetres and all levels are in meters to match Datum unless otherwise noted.  
 Contractor Design responsibility  
 It is noted that there are many elements within the works that require contractor design, and will be subject to certification as part of BCAR - see Preliminary Inspection Plan for clarity on certification required.  
 © This drawing or design may not be reproduced without permission.



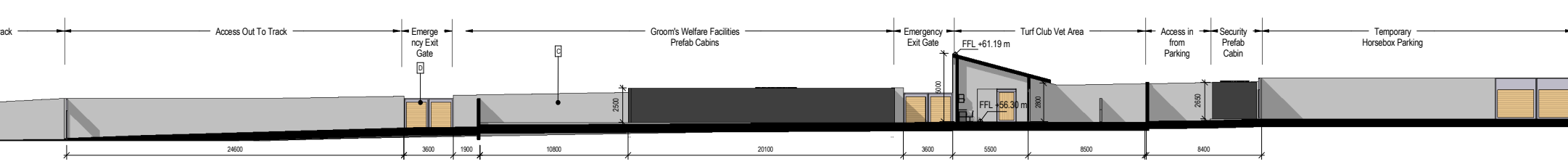
1 Temporary Stables-Site Section J J  
 1:200



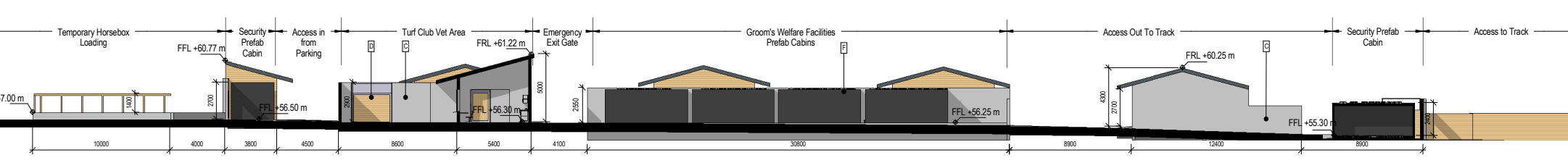
2 Temporary Stables-Site Section K K  
 1:200



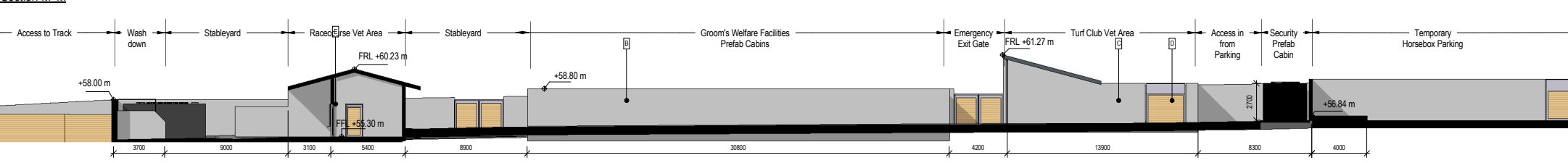
3 Temporary Stables-Site Section L L  
 1:200



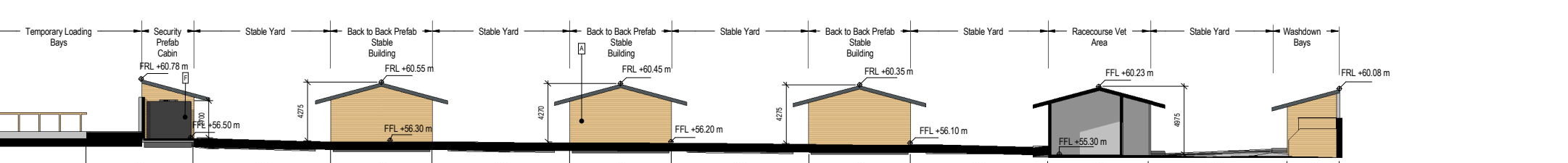
4 Temporary Stables-Site Section M M  
 1:200



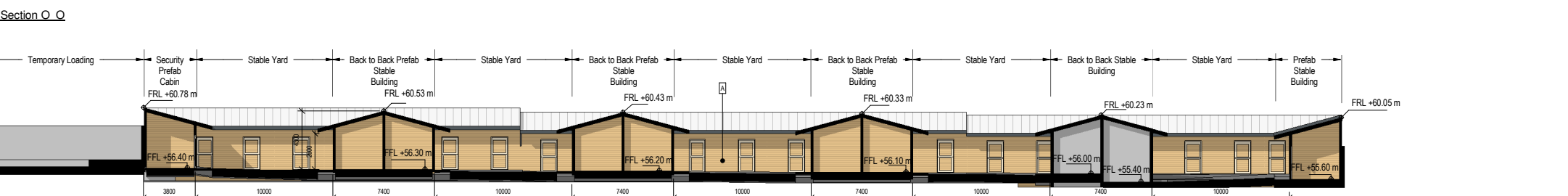
5 Temporary Stables-Site Section N N  
 1:200



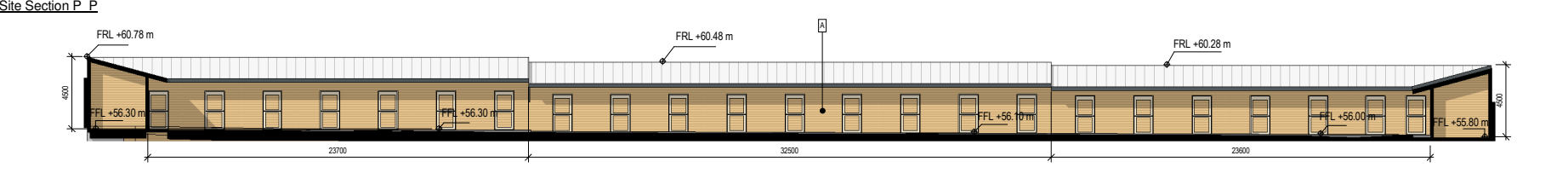
6 Temporary Stables-Site Section O O  
 1:200



7 Temporary Stables-Site Section P P  
 1:200



8 Temporary Stables-Site Section R R  
 1:200



Materials	
A -	Prefabricated Timber Stables to Specialist Design and Specification
B -	Plastered concrete wall
C -	Smooth Finish Precast Concrete
D -	Galvanised Steel/Timber Gates
E -	Thermally Broken Aluminium Doors & Windows
F -	Modular Prefab building to Specialist Design and Specification

Revisions:

Rev	Description	Date	By
1	Issued for Planning Application	2018-04-03	SM

Project:  
**Galway Racecourse, Stableyard**

Client:  
 Galway Racecourse

Title:  
**Temporary Stables - Proposed Site Sections 2**

Drawing / Document Name:  
 Project Originator Volume Level Type Rate Sheet Number  
**2324 GRS-COA-00-ZZ-DR-A-0526**

Suitability Status - Code - Description  
 S4 - For Stage Approval **P-1**

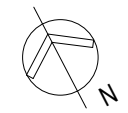
Scale @ A1 Drawn: Checked: Date:  
 As Indicated Shane Meehan John Hennigan 02/02/2018

**COADY**  
 ARCHITECTS

Mt Pleasant Business Ctr, Ranelagh, Dublin 6, D06 X7P8  
 4 Carleton House, Main St, Drogheda, Co. Galway, H91 1026  
 01 437 6766 | 011 78 8325 | admin@coady.ie | www.coady.ie



Notes:  
 Do not scale from this drawing.  
 Use figured dimensions only.  
 All errors and omissions to be reported to the Architect.  
 This drawing to be read in conjunction with relevant consultant's drawings.  
 All dimensions are in millimetres and all levels are in meters to match Datum unless otherwise noted.  
 Contractor Design responsibility  
 It is noted that there are many elements within the works that require contractor design, and will be subject to certification as part of BCAR - see Preliminary Inspection Plan for clarity on certification required.  
 © This drawing or design may not be reproduced without permission.



**Legend**

**Boundary**  
 - - - - - NS GCRR Proposed Road Development Boundary

**Proposed Levels**  
 +53.00 m Proposed Levels  
 FGL Finished Ground Level  
 FFL Finished Floor Level  
 FPL Finished Parapet Level  
 FRL Finished Ridge Level

**Proposed Surfaces**  
 [Grey Box] 150mm thick Concrete Apron to Engineer's Design and Specification  
 [Dark Grey Box] Tar and Chip to Engineer's Design and Specification  
 [Light Grey Box] Gravel Surface to Engineer's Design and Specification  
 [Green Box] Grassed Area to Landscape Specialist Design and Specification

**Proposed Foul Water Drainage**  
 - - - - - Aco channel  
 Proposed Surface Water Drainage  
 - - - - - Aco channel

**Proposed Water Services**  
 [W Box] Water point

**Proposed Building Types**  
 [Light Yellow Box] Temporary / Pre-fab Stable  
 [Blue Box] Permanent Structure  
 [Orange Box] Prefab cabins

**Notes:**  
 Refer to ARUP Drainage Drawings for detail on below ground drainage and proposed finished external levels  
 Refer to ARUP Lighting Drawing for proposed external lighting layouts



3 Temporary Stables-Proposed Ground Floor Plan  
 1:200

Revisions:

1	Issued for Planning Application	2018-04-03	SM
Rev	Description	Date	By

Project:  
 Galway Racecourse, Stableyard

Client:  
 Galway Racecourse

Title:  
 Temporary Stables - Proposed Ground Floor Plan

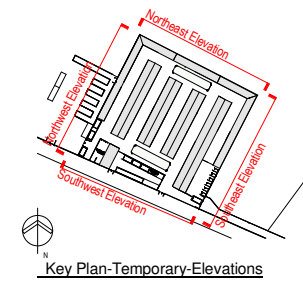
Drawing / Document Name:  
 Project Originator Volume Level Type Rate Sheet Number  
**2324 GRS-COA-00-ZZ-DR-A-0531**

Suitability Status - Code - Description  
 S4 - For Stage Approval **P-1**

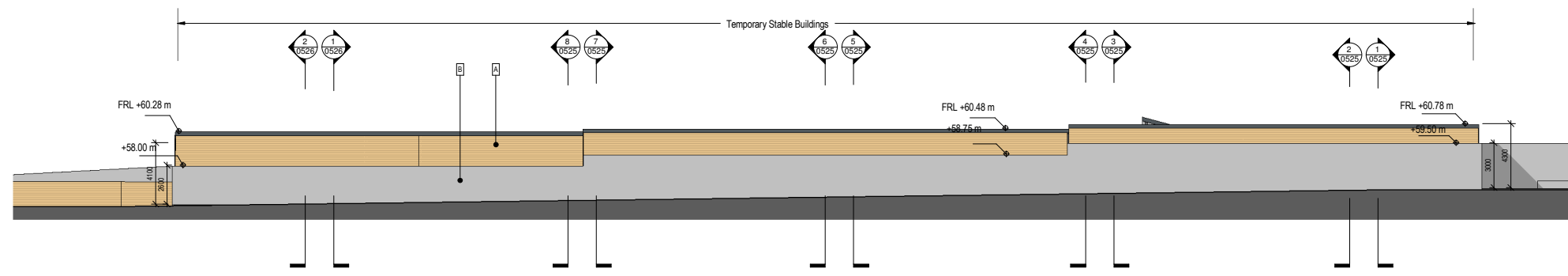
Scale @ A1 Drawn: Checked: Date:  
 1:200 Shane Meehan John Harrigan 02/02/2018

**COADY**  
 ARCHITECTS  
 Mt Pleasant Business Ctr, Ranelagh, Dublin 6, D06 X7P8  
 4 Carleton House, Main St, Drimmore, Co. Galway, H91 T026  
 01 497 6766 | 01 78 8325 | info@coady.ie | www.coady.ie

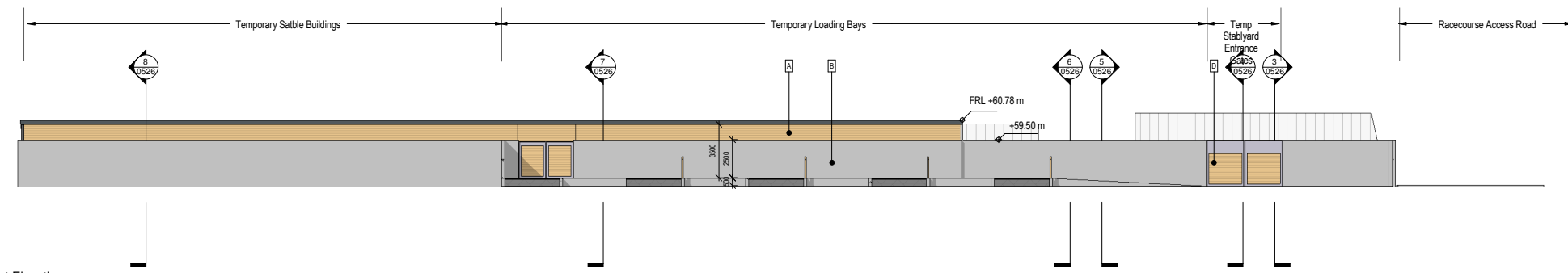
Notes:  
 Do not scale from this drawing.  
 Use figured dimensions only.  
 All errors and omissions to be reported to the Architect.  
 This drawing to be read in conjunction with relevant consultant's drawings.  
 All dimensions are in millimetres and all levels are in meters to match Datum unless otherwise noted.  
 Contractor Design responsibility  
 It is noted that there are many elements within the works that require contractor design, and will be subject to certification as part of BCAR - see Preliminary Inspection Plan for clarity on certification required.  
 © This drawing or design may not be reproduced without permission.



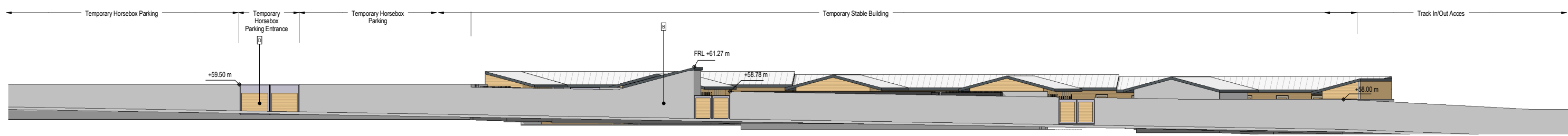
Materials	
A -	Prefabricated Timber Stables to Specialist Design and Specification
B -	Plastered concrete wall
C -	Smooth Finish Precast Concrete
D -	Galvanised Steel/Timber Gates
E -	Thermally Broken Aluminium Doors & Windows
F -	Modular Prefab building to Specialist Design and Specification



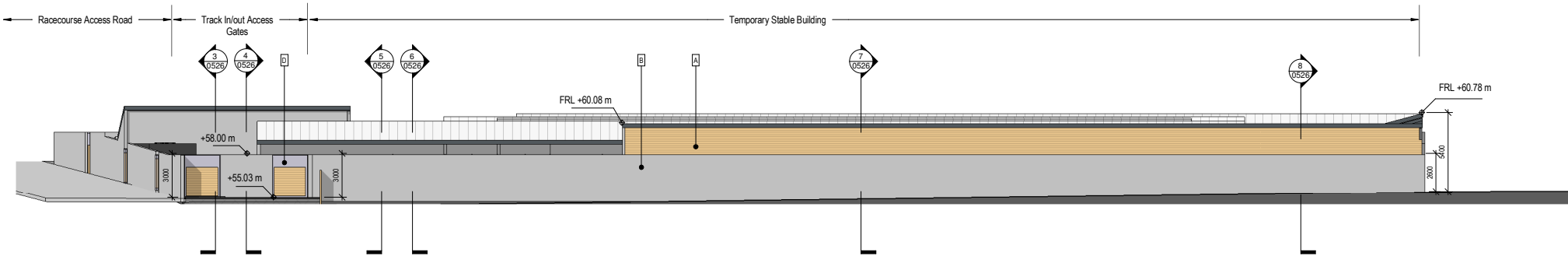
1 Temporary Stables - North East Elevation  
1:200



2 Temporary Stables - North West Elevation  
1:200



4 Temporary Stables - South West Elevation  
1:200



3 Temporary Stables - South East Elevation  
1:200

Revisions:

Rev	Description	Date	By
1	Issued for Planning Application	2018-04-03	SM

Project:  
Galway Racecourse, Stableyard

Client:  
Galway Racecourse

Title:  
Temporary Stables - Proposed Elevations

Drawing / Document Name:  
Project Originator Volume Level Type Rate Sheet Number  
**2324 GRS-COA-00-ZZ-DR-A-0533**

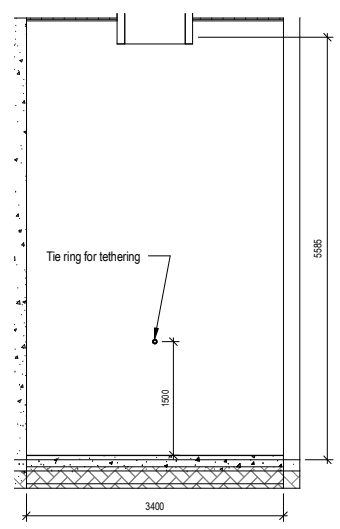
Suitability Status - Code - Description Revision:  
S4 - For Stage Approval **P- 1**

Scale @ A1 Drawn: Checked: Date:  
As indicated Shane Meehan John Hennigan 02/02/2018

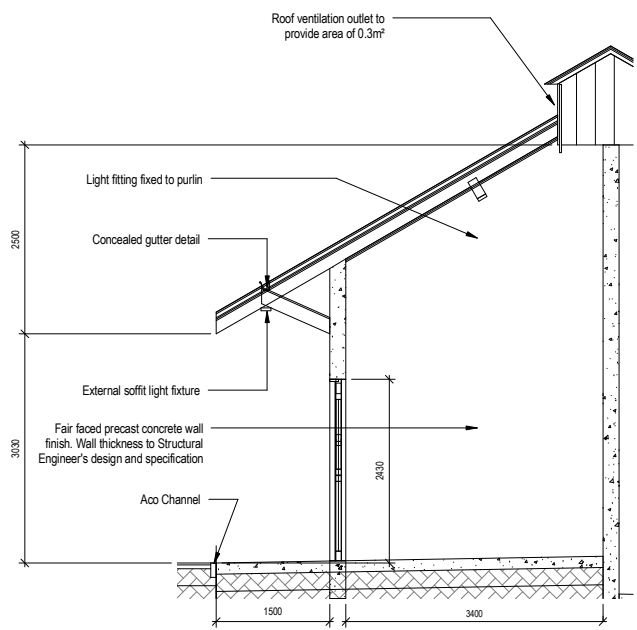
**COADY**  
ARCHITECTS

Mt Pleasant Business Ctr, Ranelagh, Dublin 6, D06 X7P8  
4 Carleton House, Main St, Drimmore, Co. Galway, H91 1026  
01 497 6766 | 091 78 8325 | admin@coady.ie | www.coady.ie

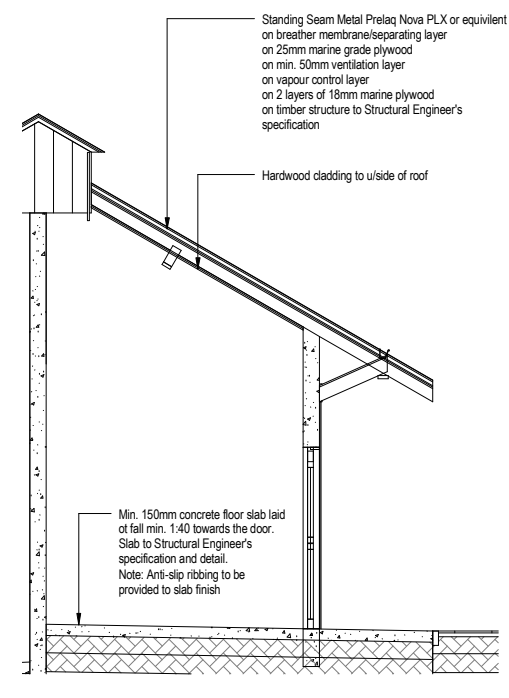
Notes:  
 Do not scale from this drawing.  
 Use figured dimensions only.  
 All errors and omissions to be reported to the Architect.  
 This drawing to be read in conjunction with relevant consultant's drawings.  
 All dimensions are in millimetres and all levels are in meters to match Datum unless otherwise noted.  
 Contractor Design responsibility  
 It is noted that there are many elements within the works that require contractor design, and will be subject to certification as part of BCAR - see Preliminary Inspection Plan for clarity on certification required.  
 © This drawing or design may not be reproduced without permission.



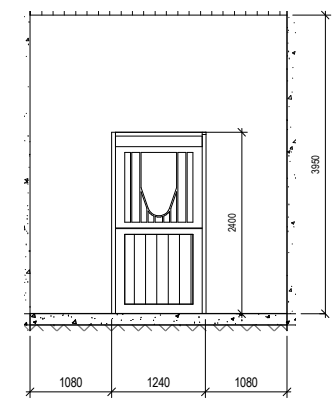
2 Typical Stable - Elevation Back Wall  
1:50



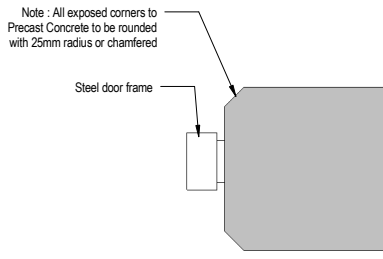
3 Typical Stable - Elevation Side Wall Left  
1:50



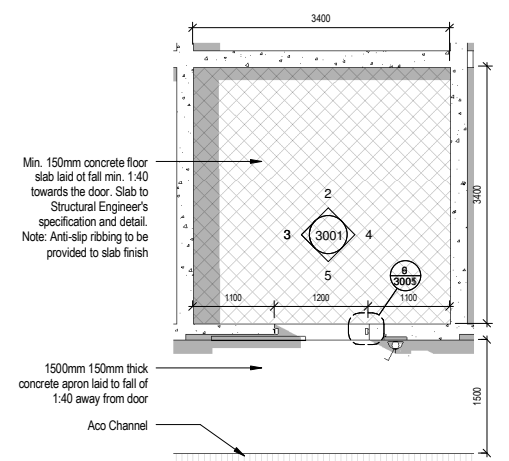
4 Typical Stable - Elevation Side Wall Right  
1:50



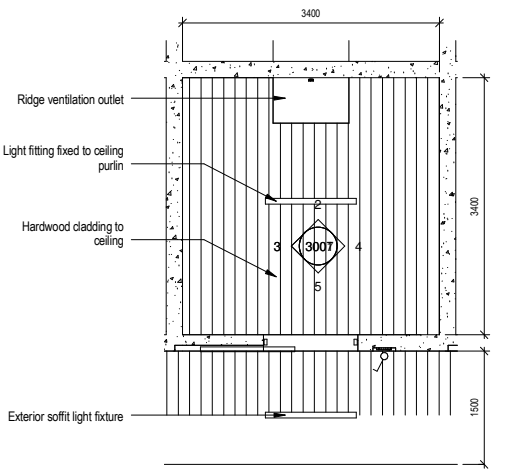
5 Typical Stable - Elevation Front Wall  
1:50



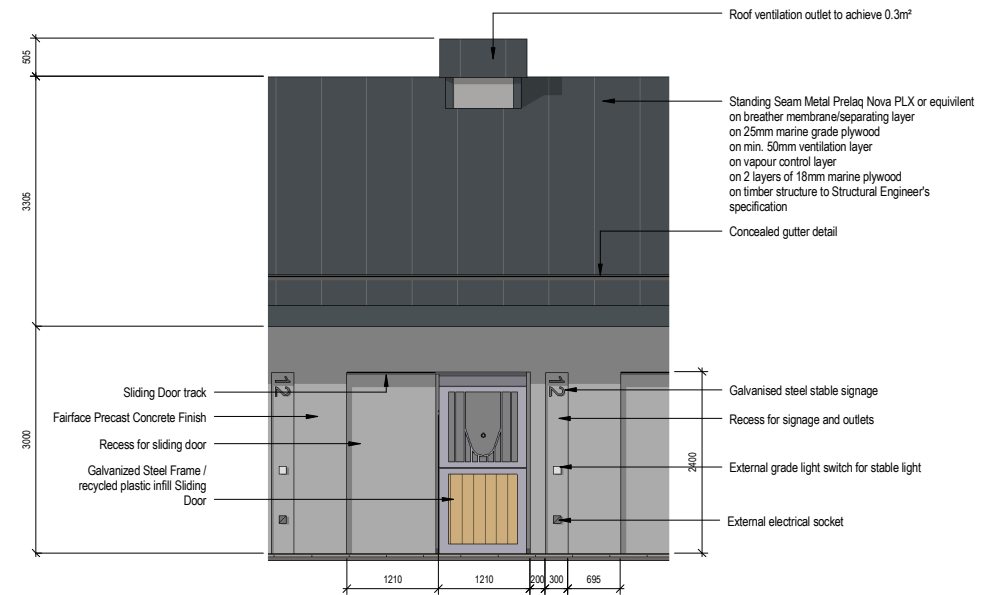
9 Typical Stable - Detail  
1:5



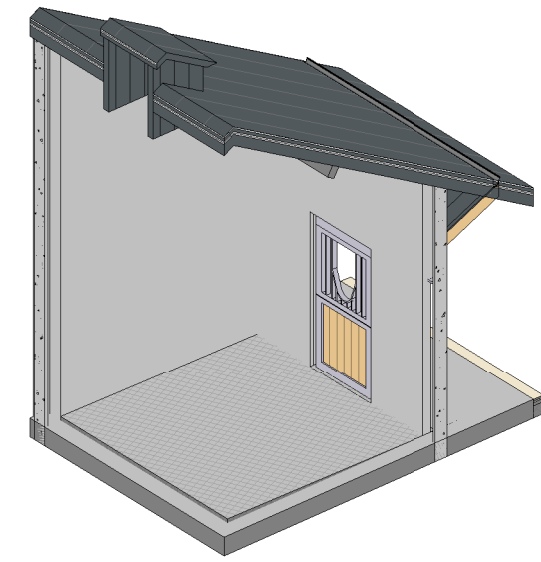
1 Typical Stable - RLS Plan  
1:50



6 Typical Stable RCP  
1:50



8 Typical Stable - External Elevation  
1:50



7 Typical Stable Axo

Note: Sliding mechanism to door to specialist design

Revisions:				
Rev	Description	Date	By	SM
1	Issued for Planning Application	2018-04-03		SM

Project:  
Galway Racecourse, Stableyard

Client:  
Galway Racecourse

Title:  
Room Layout - Typical Stable

Drawing / Document Name:  
Project Number: 2324 GRS-COA-00-ZZ-DR-A-3001

Suitability Status - Code - Description  
S4 - For Stage Approval P- 1

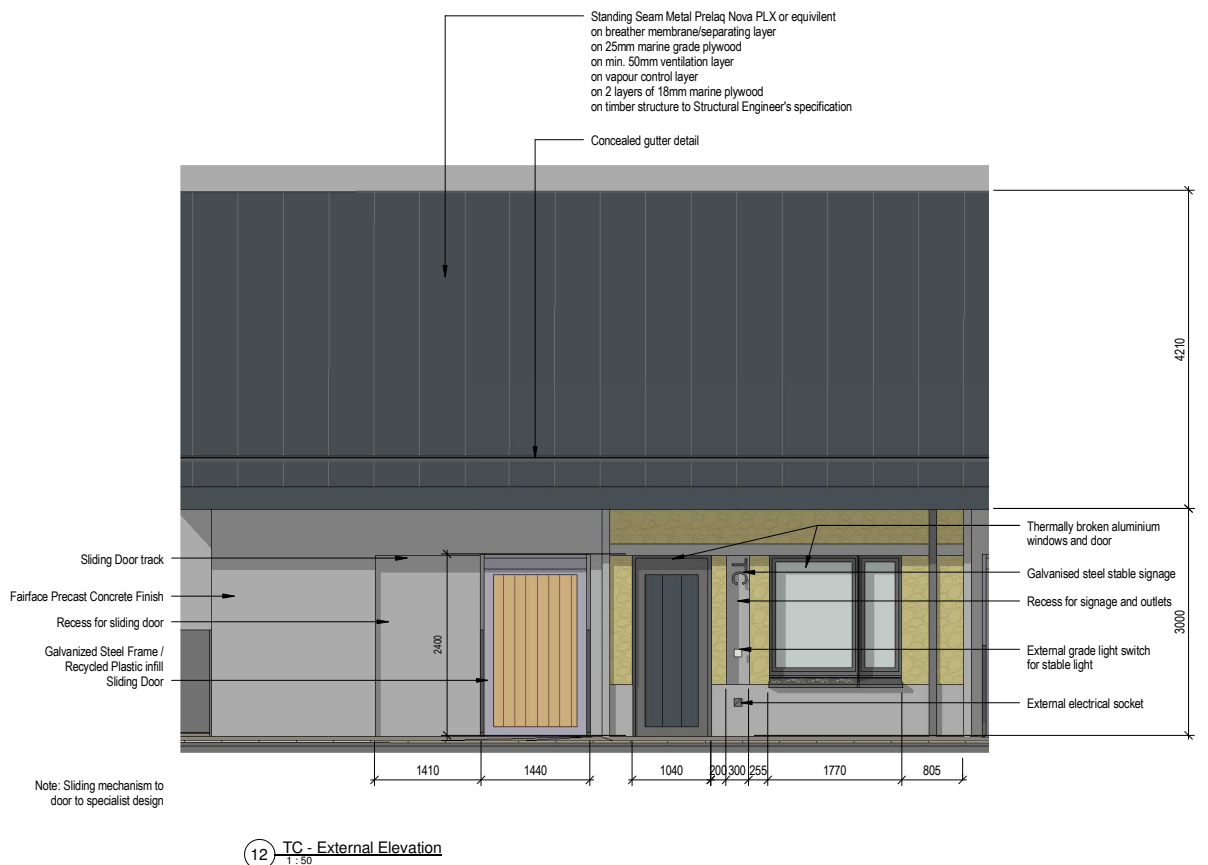
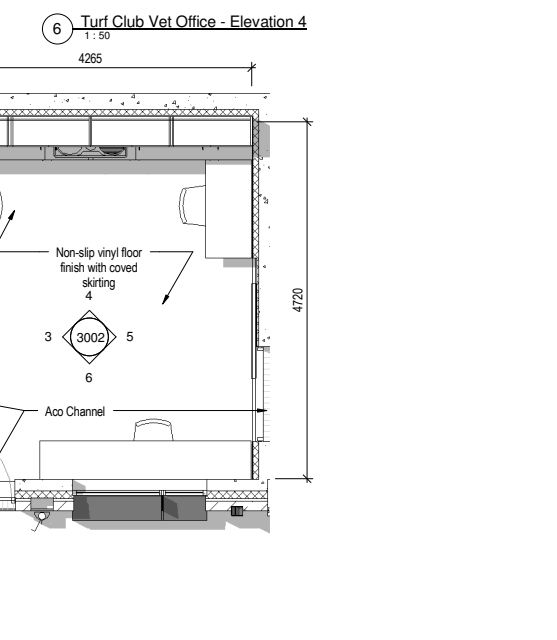
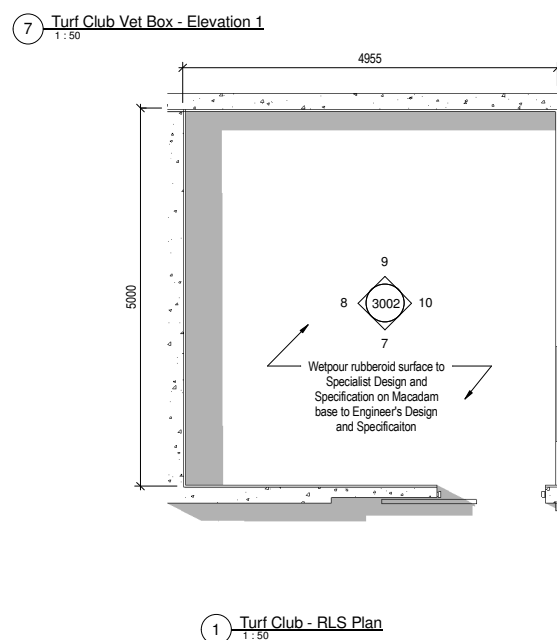
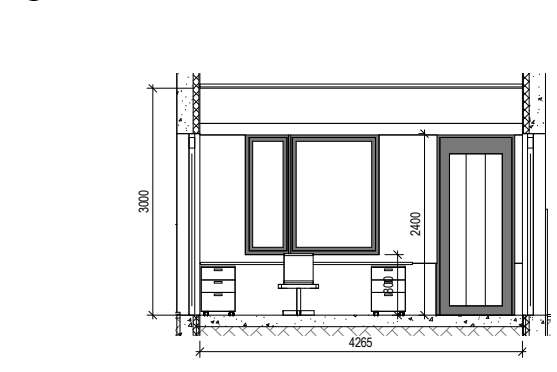
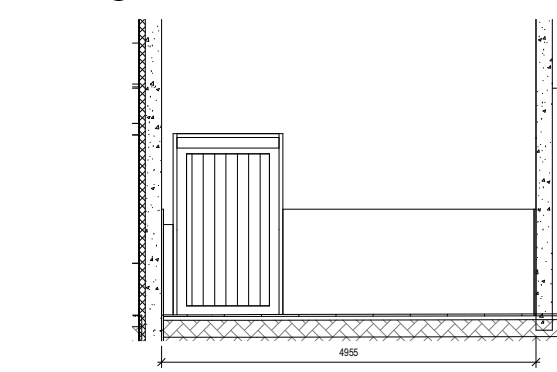
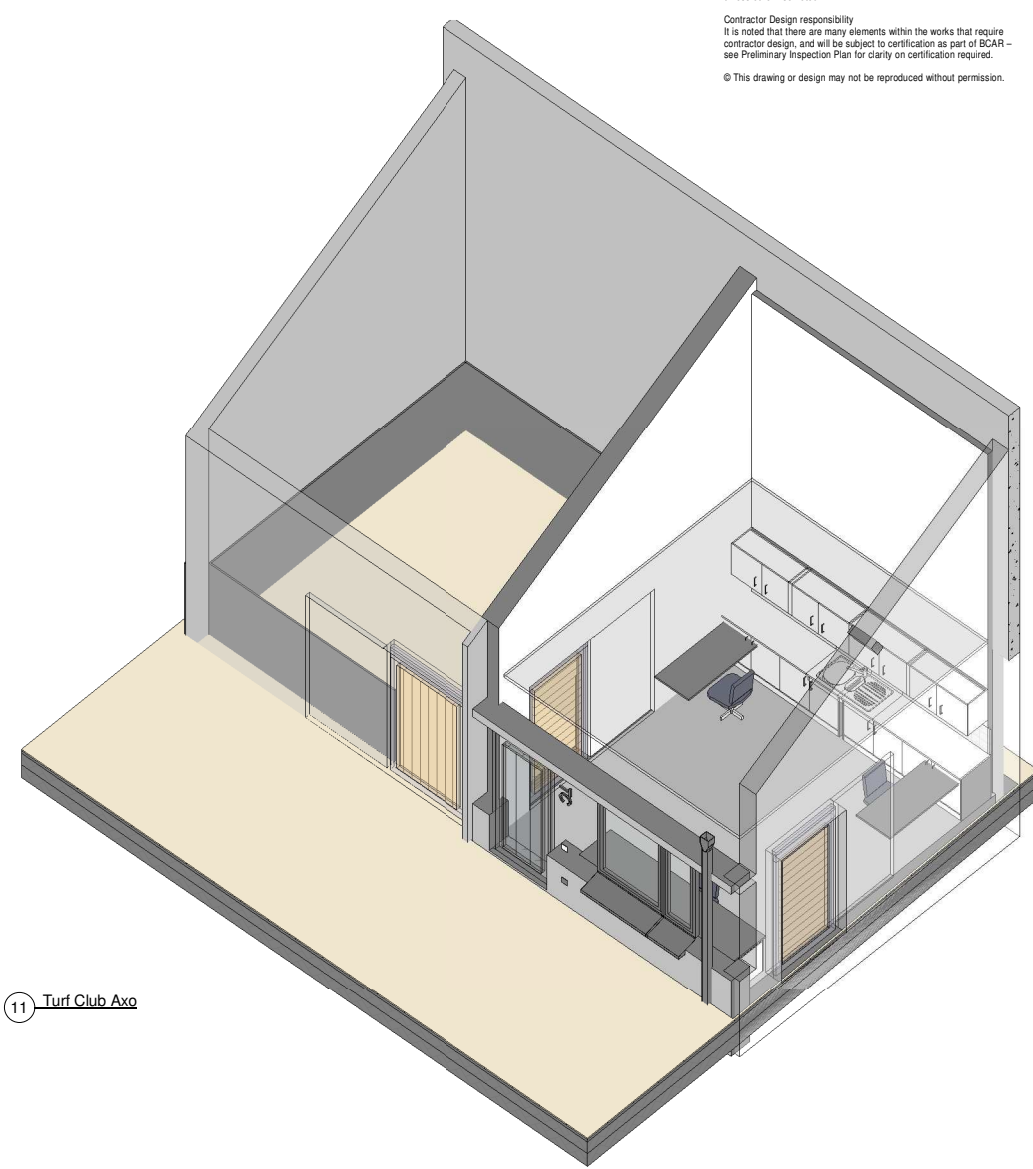
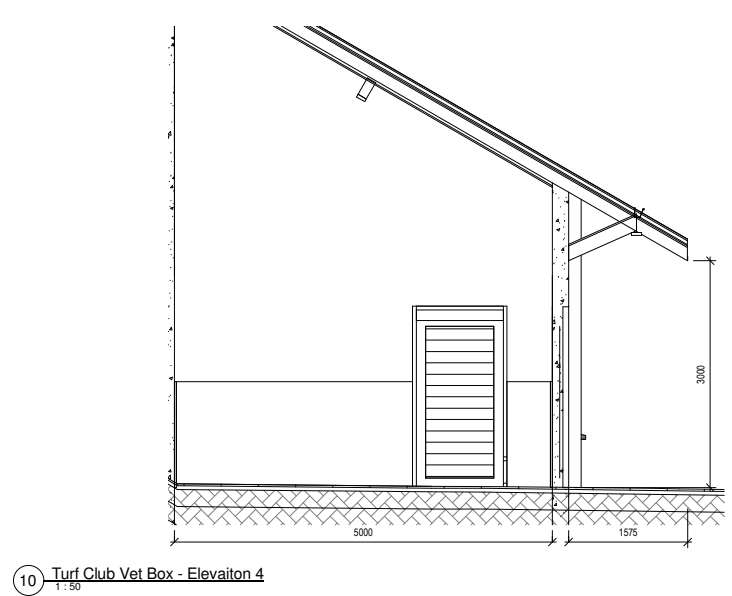
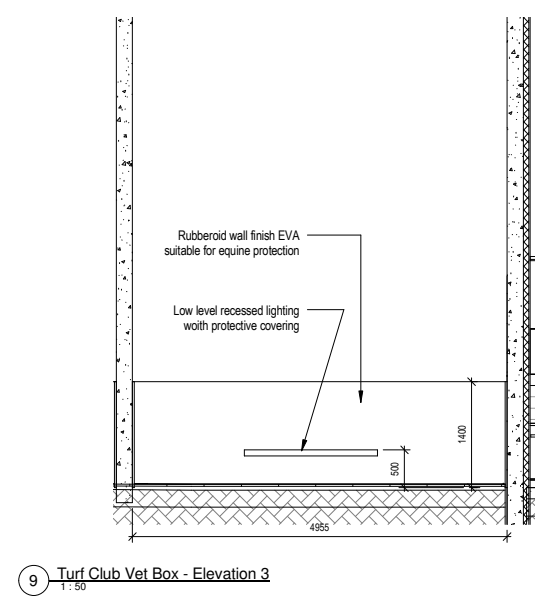
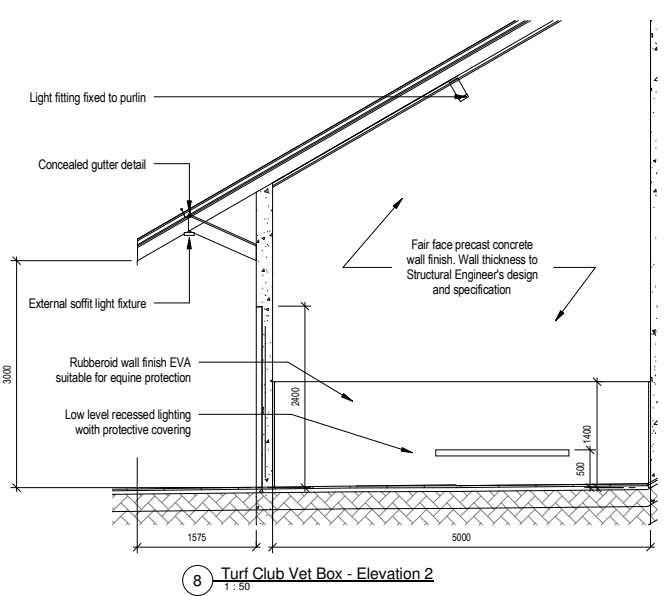
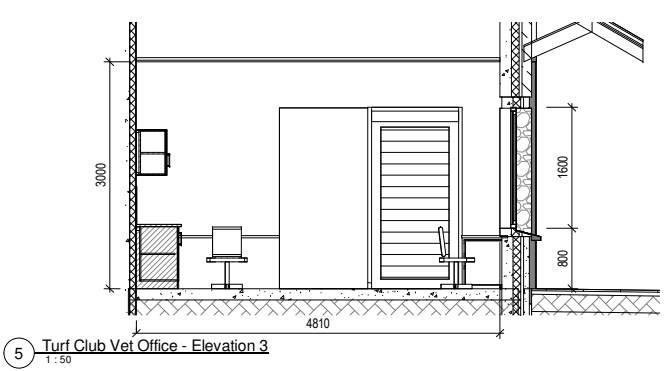
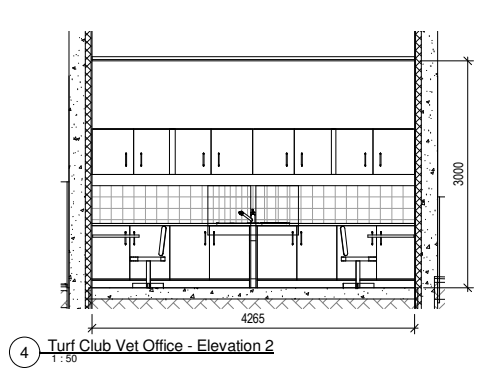
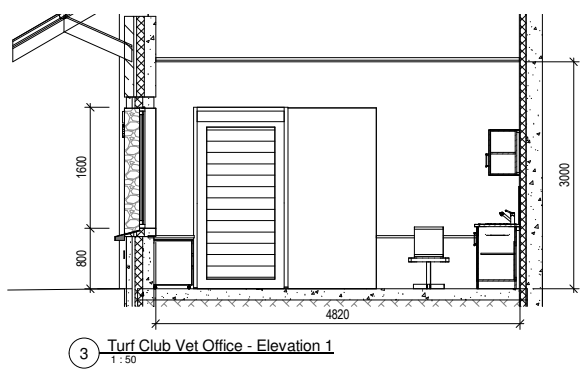
Scale @ A1 Drawn: Checked: Date:  
As indicated Shane Meehan John Hennigan 27/11/2018

**COADY**  
ARCHITECTS

Mt Pleasant Business Ctr, Ranelagh, Dublin 6, D06 X7P8  
4 Carleton House, Main St, Drogheda, Co. Galway, H91 1026  
01 437 6766 | 011 78 8325 | admin@coady.ie | www.coady.ie



Notes:  
 Do not scale from this drawing.  
 Use figured dimensions only.  
 All errors and omissions to be reported to the Architect.  
 This drawing to be read in conjunction with relevant consultant's drawings.  
 All dimensions are in millimetres and all levels are in meters to match Datum unless otherwise noted.  
 Contractor Design responsibility  
 It is noted that there are many elements within the works that require contractor design, and will be subject to certification as part of BCAR - see Preliminary Inspection Plan for clarity on certification required.  
 © This drawing or design may not be reproduced without permission.



Revisions:				
Rev	Description	Date	By	SM
1	Issued for Planning Application	2018-04-03		SM

Project:  
Galway Racecourse, Stableyard

Client:  
Galway Racecourse

Title:  
Room Layout - Turf Club

Drawing / Document Name:  
Project: GRS-COA-00-ZZ-DR-A-3002

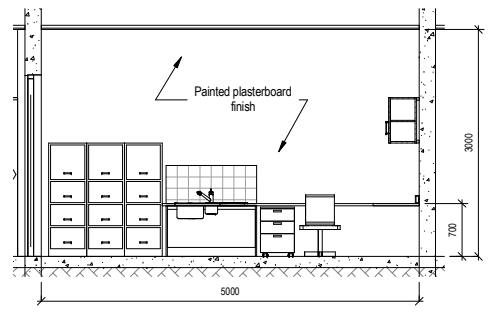
Suitability Status: Code - Description  
S4 - For Stage Approval

Scale @ A1 Drawn: Checked: Date:  
1:50 Shane Meehan John Harrigan 02/02/2018

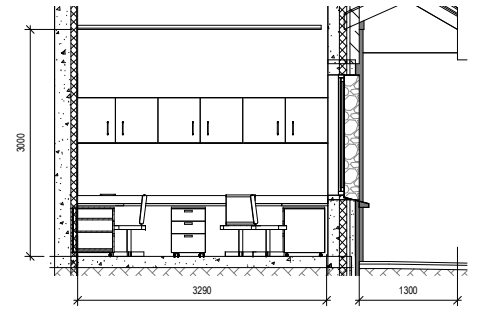
**COADY**  
ARCHITECTS

Mt Pleasant Business Ctr, Ranelagh, Dublin 6, D06 X7P8  
4 Carleton House, Main St, Drinmore, Co. Galway, H91 1026  
01 497 8766 | 011 78 8325 | admin@coady.ie | www.coady.ie

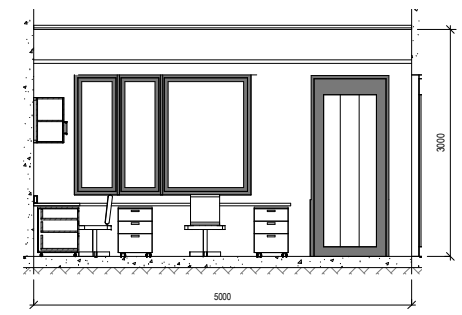
Notes:  
 Do not scale from this drawing.  
 Use figured dimensions only.  
 All errors and omissions to be reported to the Architect.  
 This drawing to be read in conjunction with relevant consultant's drawings.  
 All dimensions are in millimetres and all levels are in meters to match Datum unless otherwise noted.  
 Contractor Design responsibility  
 It is noted that there are many elements within the works that require contractor design, and will be subject to certification as part of BCAR - see Preliminary Inspection Plan for clarity on certification required.  
 © This drawing or design may not be reproduced without permission.



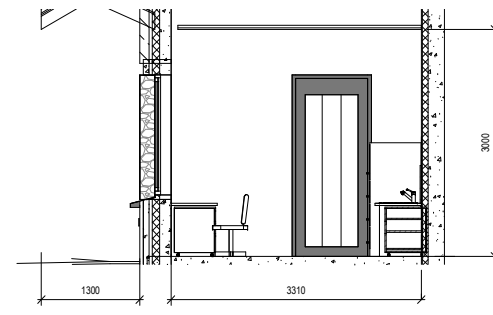
2 RC Security - Elevation 2  
1:50



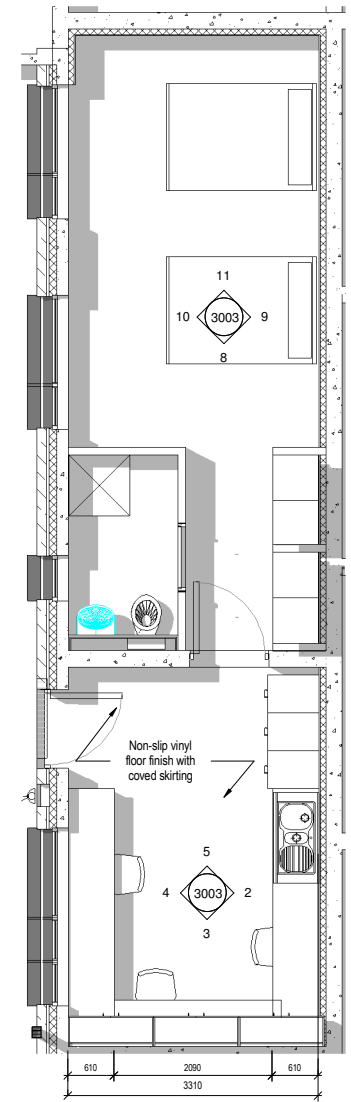
3 RC Security - Elevation 3  
1:50



4 RC Security - Elevation 4  
1:50



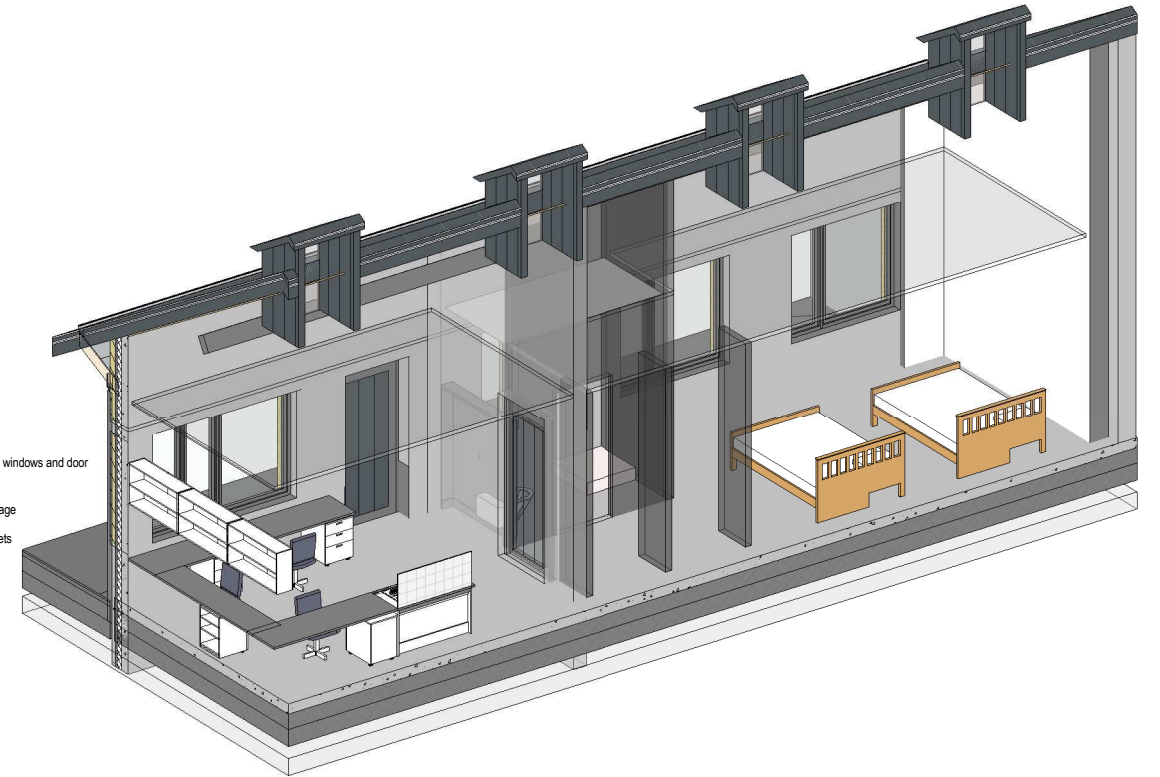
5 RC Security - Elevation 5  
1:50



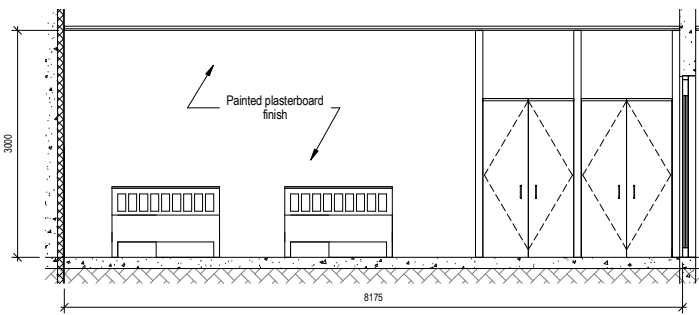
1 RC Security - RLS Plan  
1:50



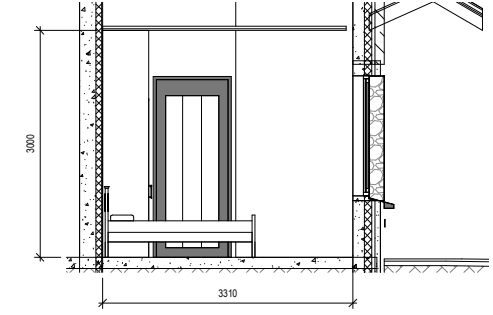
6 Racecourse Security & Sleeping - External elevation  
1:50



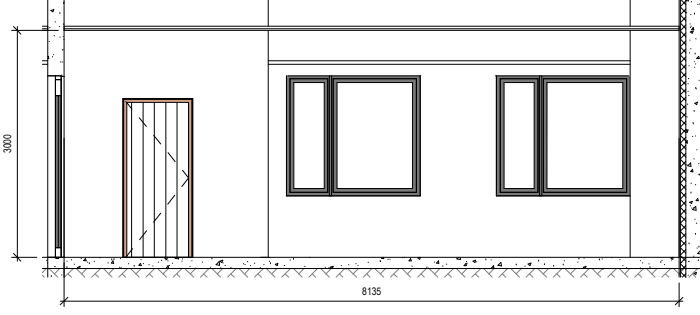
12 RC Security & Sleeping Axo



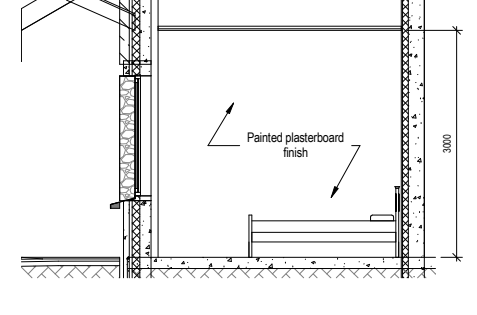
9 RC Security - Sleeping - Elevation 1  
1:50



8 RC Security - Sleeping - Elevation 2  
1:50



10 RC Security - Sleeping - Elevation 3  
1:50



11 RC Security - Sleeping - Elevation 4  
1:50

Revisions:				
Rev	Description	Date	By	SM
1	Issued for Planning Application	2018-04-03		SM

Project:  
**Galway Racecourse, Stableyard**

Client:  
**Galway Racecourse**

Title:  
**Room Layout - Racecourse Security**

Drawing / Document Name:  
 Project Number: **2324** | Project: **GRS-COA-00-ZZ-DR-A-3003**

Suitability Status - Code - Description: **S4 - For Stage Approval** | Revision: **P-1**

Scale @ A1 Drawn: **Shane Meehan** | Checked: **John Harrigan** | Date: **02/02/2018**

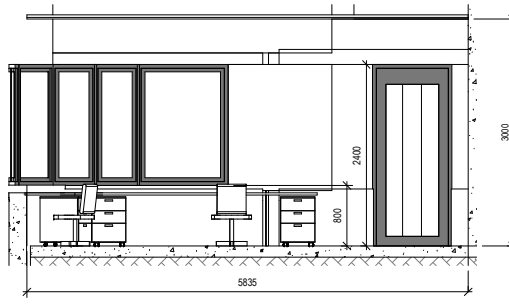
**COADY**  
 ARCHITECTS

Mt Pleasant Business Ctr, Ranelagh, Dublin 6, D06 X7P8  
 4 Carleton House, Main St, Drimmore, Co. Galway, H91 T026  
 01 497 8766 | 091 78 8325 | admin@coady.ie | www.coady.ie

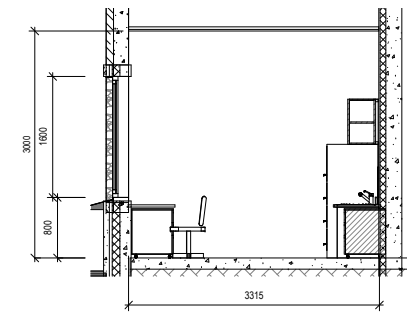
Notes:  
 Do not scale from this drawing.  
 Use figured dimensions only.  
 All errors and omissions to be reported to the Architect.  
 This drawing to be read in conjunction with relevant consultant's drawings.  
 All dimensions are in millimetres and all levels are in meters to match Datum unless otherwise noted.

Contractor Design responsibility  
 It is noted that there are many elements within the works that require contractor design, and will be subject to certification as part of BCAR - see Preliminary Inspection Plan for clarity on certification required.

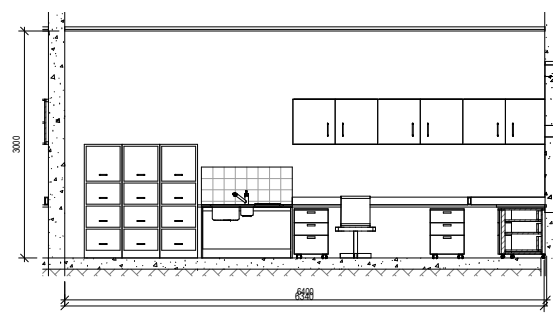
© This drawing or design may not be reproduced without permission.



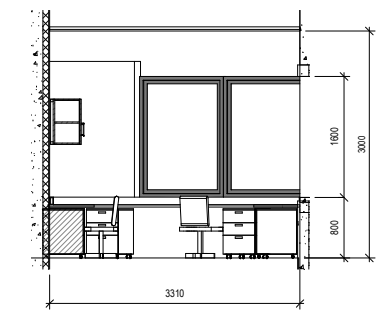
2 Elevation 3 - a  
1:50



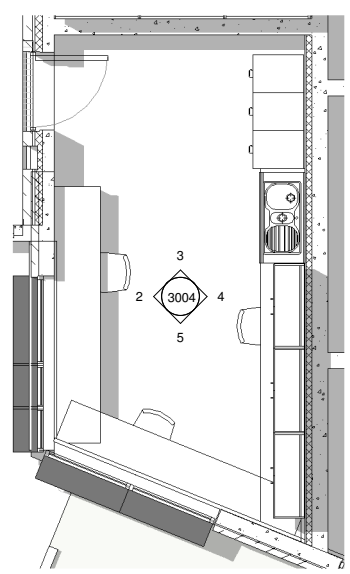
3 Elevation 3 - b  
1:50




4 Elevation 3 - c  
1:50



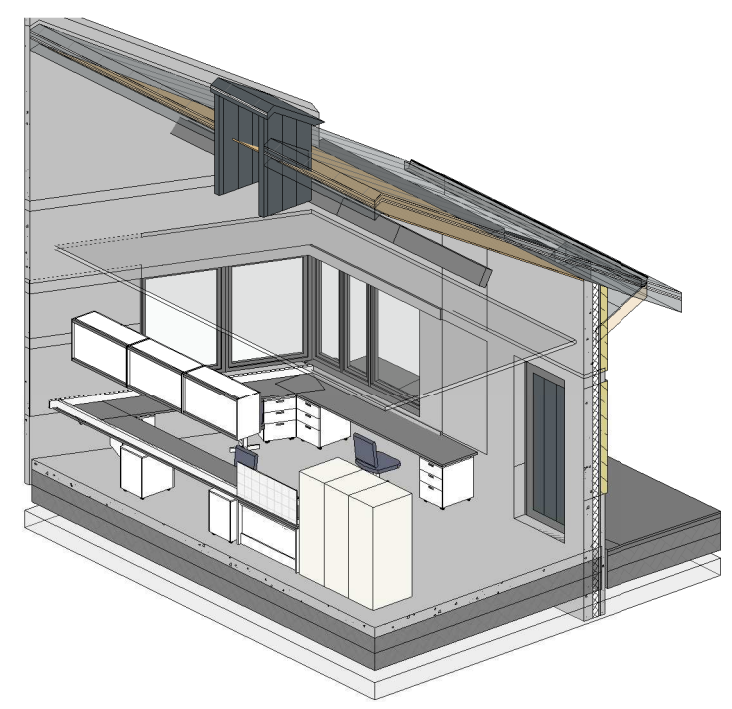
5 Elevation 3 - d  
1:50



1 TC Security - RLS Plan  
1:50



6 Turf Club Security 1 - External Elevation  
1:50



7 TC Security Axo

Revisions:				
Rev	Description	Date	By	SM
1	Issued for Planning Application	2018-04-03		SM

Project:  
Galway Racecourse, Stableyard

Client:  
Galway Racecourse

Title:  
Room Layout - TC Security

Drawing / Document Name:  
Project Number: 2324 GRS-COA-00-ZZ-DR-A-3004

Suitability Status: Code - Description  
S4 - For Stage Approval

Revision:  
P- 1

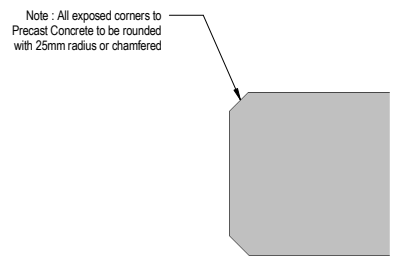
Scale @ A1 Drawn: Checked: Date:  
1:50 Shane Meehan John Hennigan 02/02/2018

**COADY**  
ARCHITECTS

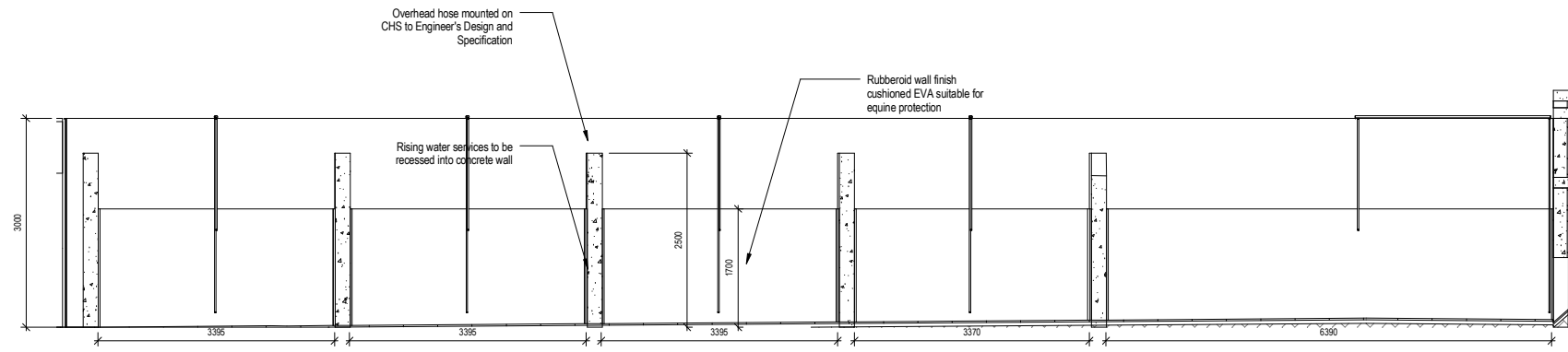
Mt Pleasant Business Ctr, Ranelagh, Dublin 6, D06 X7P8  
 4 Carleton House, Main St, Drimmore, Co. Galway, H91 T026  
 01 497 8766 | 091 78 8325 | admin@coady.ie | www.coady.ie



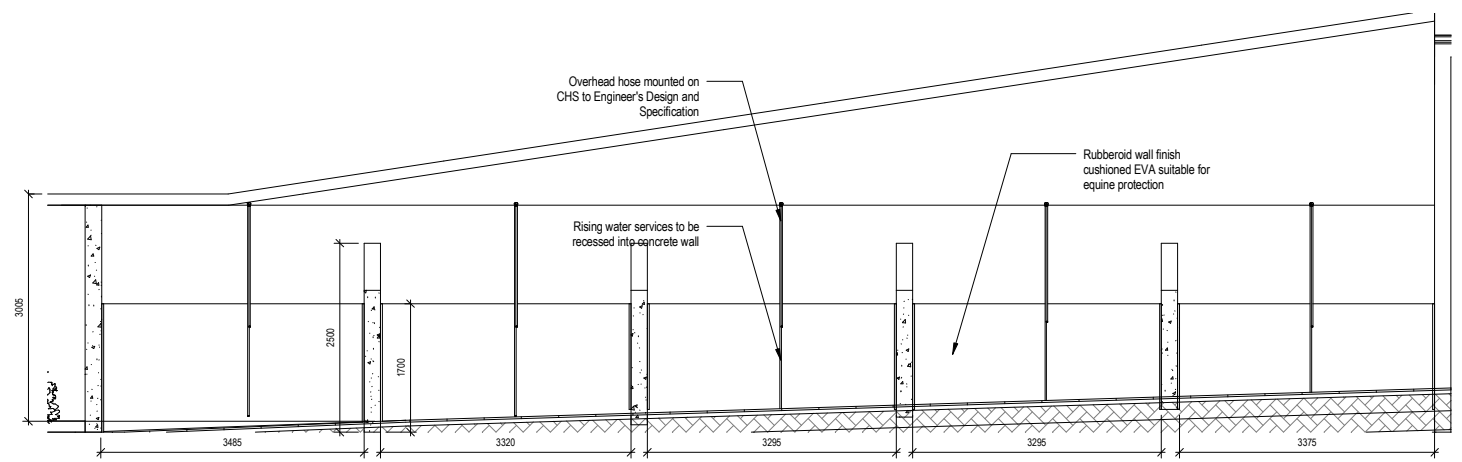
Notes:  
 Do not scale from this drawing.  
 Use figured dimensions only.  
 All errors and omissions to be reported to the Architect.  
 This drawing to be read in conjunction with relevant consultant's drawings.  
 All dimensions are in millimetres and all levels are in meters to match Datum unless otherwise noted.  
 Contractor Design responsibility  
 It is noted that there are many elements within the works that require contractor design, and will be subject to certification as part of BCAR - see Preliminary Inspection Plan for clarity on certification required.  
 © This drawing or design may not be reproduced without permission.



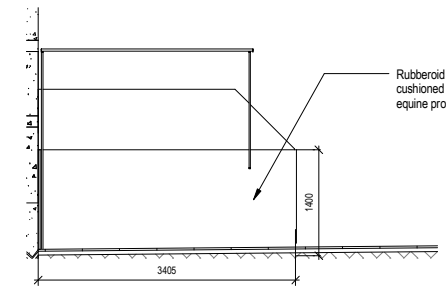
6 Washdown - Typical Corner Detail - Plan View  
1:5



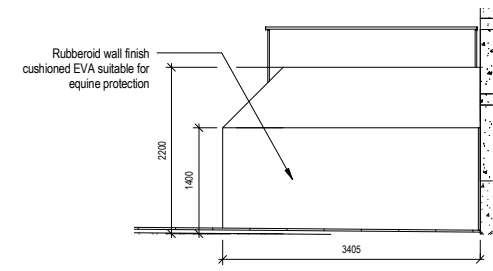
2 Washdown - Elevation 3  
1:50



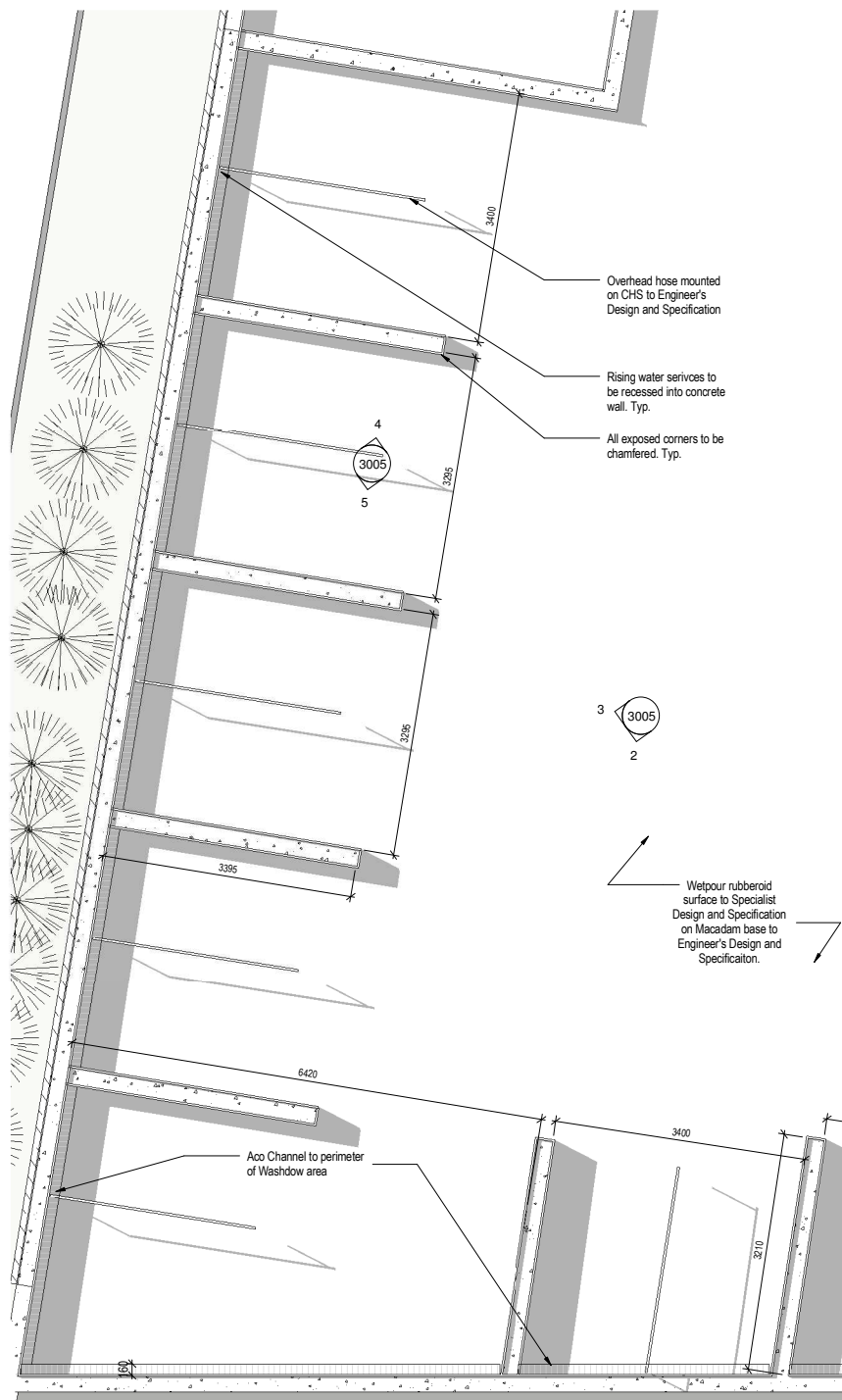
3 Washdown - Elevation 4  
1:50



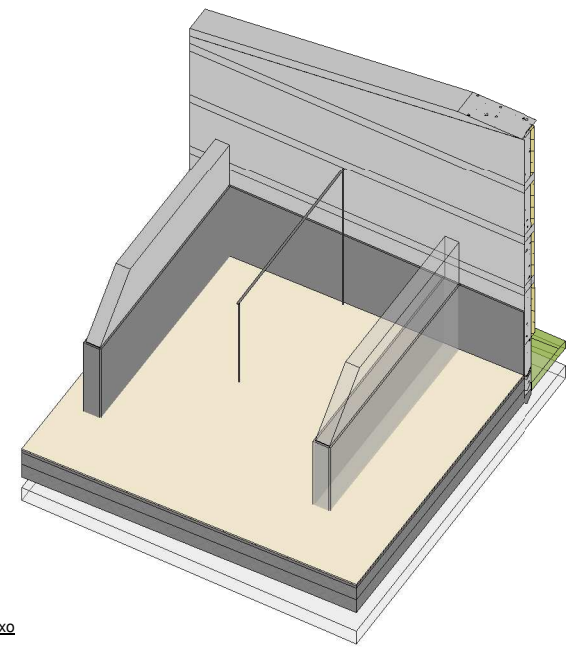
4 Washdown - Elevation 6  
1:50



5 Washdown - Elevation 5  
1:50



1 Washdown - RLS Plan  
1:50



7 Washdown Axo

Revisions:				
Rev	Description	Date	By	SM
1	Issued for Planning Application	2018-04-03		SM

Project: Galway Racecourse, Stableyard  
 Client: Galway Racecourse  
 Title: Room Layout - Washdown Area

Drawing / Document Name	Project	Originator	Volume	Level	Type	Rate	Sheet Number
2324	GRS-COA-00-ZZ-DR-A						3005

Suitability Status: Code - Description  
 S4 - For Stage Approval  
 Revision: P-1

Scale @ A1 Drawn: Checked: Date:  
 As indicated Shane Meehan John Harrigan 02/02/2018

**COADY**  
 ARCHITECTS  
 M1 Pleasant Business Ctr, Ranelagh, Dublin 6, D06 X7P8  
 4 Carleton House, Main St, Drimmore, Co. Galway, H91 1026  
 01 497 8766 | 091 78 8325 | admin@coady.ie | www.coady.ie

# COADY ARCHITECTS

Mt Pleasant Business Ctr, Ranelagh, Dublin 6, D06 X7P8  
4 Carleycon House, Main St, Oranmore, Co. Galway, H91 T026  
01 497 6766 | 091 78 8325 | admin@coady.ie | www.coady.ie

  
**PERSPECTIVE**

## European Partners

Dublin, Lisbon, Madrid, Milan, Paris, Poznan, Stockholm  
[www.perspective-architecturalgroup.com](http://www.perspective-architecturalgroup.com)

 **International Design Partner**

